

## CORPORATE INFORMATION

<p><b>BOARD OF DIRECTORS:</b></p> <p><b>Mr. Maheswar Sahu</b> Chairman and Non-executive Director DIN: 00034051</p> <p><b>Dr. Rajiv I Modi</b> Non-executive Director DIN: 01394558</p> <p><b>Mr. Amitabha Banerjee</b> Non-executive Director DIN: 05152456</p> <p><b>Mr. Badri Narayan Mahapatra</b> Non-executive Director DIN: 02479848</p> <p><b>Mr. Chikmagalur Kalasheety Gopal</b> Non-executive Independent Director DIN: 08434324</p> <p><b>Mr. Anand Mohan Tiwari</b> Non-executive Independent Director DIN: 02986260</p> <p><b>Mrs. Geeta Amit Goradia</b> Non-executive Independent Director DIN: 00074343</p> <p><b>Mr. Rabindra Nath Nayak</b> Non-executive Independent Director DIN: 02658070</p>	<p><b>BANKING PARTNERS</b></p> <p>Bank of Baroda Union Bank of India HDFC Bank Limited Kotak Mahindra Bank IndusInd Bank</p> <p><b>STATUTORY AUDITOR</b></p> <p><b>Mukesh M. Shah &amp; Co.,</b> Chartered Accountants, 7<sup>th</sup> Floor, Heritage Chambers, Behind Bikanerwala Sweets, Near Azad Society, Nehru Nagar, Ahmedabad – 380015</p> <p><b>COST AUDITOR</b></p> <p><b>Dalwadi &amp; Associates</b> Cost Accountants 403, Ashirwad Complex, B/h Sardar Patel Seva Samaj, Near Mithakhali Six Roads, Ahmedabad – 380006</p> <p><b>SECRETARIAL AUDITOR</b></p> <p><b>M. C. Gupta &amp; Co.,</b> Company Secretaries 703, Mauryansh Elanza, Near Parekh's Hospital, Shyamal Cross Roads, Satellite, Ahmedabad – 380015</p> <p><b>INTERNAL AUDITOR</b></p> <p><b>P D Goinka &amp; Co.,</b> Chartered Accountants 203/204, 2<sup>nd</sup> floor, Austmangal Complex, Nr. Rajasthan Hospital, Shahibaug, Ahmedabad – 380004</p> <p><b>REGISTRAR AND TRANSFER AGENT</b></p> <p><b>Link Intime India Private Limited</b> C-101, 247 Park, L.B.S. Marg, Vikhroli West, Mumbai - 400083</p>
<p><b>KEY MANAGERIAL PERSONNEL</b></p> <p><b>Mr. Karan Kaushal</b> Chief Executive Officer</p> <p><b>Mr. Harshal Anjaria</b> Chief Financial Officer</p> <p><b>Ms. Shikha Jain</b> Company Secretary &amp; Compliance Officer</p>	
<p><b>REGISTERED OFFICE:</b> 4th Floor, 8th Block, Magnet Corporate Park, Nr. Sola Bridge, S. G. Highway, Thaltej, Ahmedabad – 380054, Gujarat, India CIN: U40100GJ2015PLC085213 Phone: +91-079-49031500 Email: <a href="mailto:investor.relations@irmenergy.com">investor.relations@irmenergy.com</a> Website: <a href="http://www.irmenergy.com">www.irmenergy.com</a></p>	



## BOARD'S REPORT

To,  
The Members  
**IRM ENERGY LIMITED**  
(Formerly known as IRM Energy Private Limited)

Your Directors have the pleasure in presenting their Eighth Annual Report together with the Audited Balance Sheet and Statement of Profit and Loss for the Financial Year ended on March 31, 2023 and the report of the Auditors thereon.

### **FINANCIAL & OPERATING RESULTS**

#### (a) FINANCIAL RESULTS

The Company's financial performance for the year ended on March 31, 2023, is summarized below:

*(Amount in Rs. million)*

Particulars	Financial Year 2022-23	Financial Year 2021-22
Revenue from Operations	10,391.35	5,461.43
Other Income	59.64	30.5
<b>Total Income</b>	<b>10,450.99</b>	<b>5,491.93</b>
Total Expenditure other than Finance Cost, Depreciation and Tax	9,268.59	3,597.14
<b>Operating Profit / (Loss) before Finance Cost, Depreciation and Tax</b>	<b>1,182.40</b>	<b>1,894.79</b>
Less: Interest and Finance Charges	229.03	220.75
Less: Depreciation and amortization expenses	208.98	150.41
<b>Profit / (Loss) before Tax</b>	<b>744.41</b>	<b>1,523.63</b>
Less: Provision for Taxation	179.61	388.04
<b>Profit for the period</b>	<b>564.80</b>	<b>1,135.59</b>
<b>Other comprehensive income/(Expenses) [net of tax]</b>	-0.63	0.15
Items that will not be reclassified to Profit or (Loss), net of tax	-0.63	0.15
<b>Total comprehensive income/(Expenses) for the period</b>	<b>564.17</b>	<b>1,135.74</b>
Earning per equity share (Rs. Per share)	<b>18.72</b>	<b>38.92</b>

#### (b) OPERATING RESULTS

During the year, the Company has continued to create CGD infrastructure in the Geographical Areas (GAs) of Banaskantha District in the state of Gujarat, Fatehgarh Sahib District in the state of Punjab and Diu & Gir Somnath in the UT/state of Daman & Diu and Gujarat respectively.



Backed by the robust infrastructure and increased CNG Stations rollout during the year under review, the Company generated a Profit after Tax of Rs. 564.80 million (PY: Rs. 1,135.59 million) with a gross turnover of Rs. 10,391.35 million (PY: Rs. 5,461.43 million).

The operating result for the year ending March 31, 2023 was largely impacted due to higher input gas costs resulting on account of the prevailing geo-political scenario of the Ukraine-Russia war.

#### (c) CONSOLIDATED FINANCIAL STATEMENTS

The Consolidated Financial Statements of the Company for the Financial Year 2022-23 are prepared in compliance with applicable provisions of the Companies Act, 2013 read with the Rules made thereunder. The Consolidated Financial Statements have been prepared on the basis of audited financial statements of the Company, subsidiary and joint control entities, as approved by their respective Board of Directors. The Consolidated Financial Statements together with the Auditors' Report form part of this Annual Report.

#### (d) DIVIDEND

The Board of Directors are pleased to recommend the final dividend of Rs. 1/- per share (10% on the face value of Rs. 10 each) on 3,49,99,432 10% Non-Cumulative Redeemable Preference Shares of Rs. 10/- each for the financial year ended on March 31, 2023. The dividend is subject to the approval of members at the ensuing 8th Annual General Meeting.

Further, the Board of Directors are pleased to recommend the final dividend of Rs. 0.50/- per share (5% on face value of Rs. 10 per share) on 3,02,59,677 Equity Shares of Rs. 10/- each for the financial year ended on March 31, 2023. The dividend is subject to the approval of members at the ensuing 8th Annual General Meeting.

#### (e) TRANSFER TO RESERVES

The Company has not transferred any amount to General Reserve during the year under review.

### **CGD PROJECTS OVERVIEW**

The Company is a city gas distribution ("CGD") company in India, with operations at Banaskantha (Gujarat), Fatehgarh Sahib (Punjab), Diu & Gir Somnath (Union Territory of Daman and Diu/Gujarat), and Namakkal & Tiruchirappalli (Tamil Nadu), engaged in the business of laying, building, operating and expanding the city or local natural gas distribution network. The Company develop natural gas distribution projects in the geographical areas ("GAs") allotted for industrial, commercial, domestic and automobile customers. We supply natural gas to two primary set of customer segments - Compressed Natural Gas (CNG) and Piped Natural Gas (PNG).



The Company has created an infrastructure of 3665.13 inch kms including 3000.35 inch kms of MDPE Pipelines and 664.78 inch kms of steel pipelines for the financial year ended on March 31, 2023. As on March 31, 2023, the Company has 179 PNG industrial customers, 248 PNG commercial customers and 48,172 PNG domestic customers. The Company established 62 CNG Stations comprising 3 stations owned and operated by the Company (“**COCO Stations**”), 34 CNG stations owned and operated by dealers (“**DODO Stations**”) and 25 CNG stations owned and operated by oil marketing companies (“**OMC Stations**”) as at March 31, 2023.

### **SHARE CAPITAL**

The paid-up share capital of the Company as on March 31, 2023 is Rs. 65,25,91,090/- comprising of 3,02,59,677 equity shares of Rs. 10/- each and 3,49,99,432 10% Non-Cumulative Redeemable Preference Shares of Rs. 10/- each.

During the year under review, the Company has issued and allotted equity shares in the following manner:

- (i) On September 02, 2022, 6,15,000 equity shares of Rs. 10/- each on the Private Placement basis at a premium of Rs. 415/- per share.
- (ii) On December 02, 2022, 2,75,000 equity shares of Rs. 10/- each on the Private Placement basis at a premium of Rs. 540/- per share.

The Company has only one class of equity shares having par value to Rs. 10/- each. During the year under review, the Company has neither issued equity shares with differential voting rights nor granted stock options or sweat equity.

### **PROPOSED INITIAL PUBLIC OFFER (IPO) OF EQUITY SHARES OF THE COMPANY**

The Board of Directors of the Company at its meetings held on July 22, 2022, November 07, 2022 and December 08, 2022 has considered the proposed Initial Public Offering (IPO) of equity shares of the face value of Rs. 10/- each (“Equity Shares”) of the Company comprising a fresh issue up to 1,01,00,000 Equity Shares (the “Issue”). Further, the members of the company have approved the Issue pursuant to a special resolution passed on November 16, 2022.

The Board of Directors and IPO Committee at their respective meetings held on December 08, 2022 and December 14, 2022, have approved the Draft Red Herring Prospectus (“DRHP”) of the Company dated December 14, 2022 and filed with the Securities and Exchange Board of India (“SEBI”), BSE Limited (“BSE”) and the National Stock Exchange of India Limited (“NSE”) on December 15, 2022.

The Company has obtained in-principle approval from BSE on January 27, 2023 and from NSE on January 30, 2023. Further, the Company received the final observation letter from SEBI on February 21, 2023 having validity of 12 months from the date of issuance of the observation letter.



## **HOLDING COMPANY**

Cadila Pharmaceuticals Limited has ceased to be holding Company w.e.f. September 02, 2022, on account of dilution of its shareholding.

## **SUBSIDIARY AND ASSOCIATE COMPANIES**

During the financial year 2022-23, the Company has incorporated a subsidiary company - SKI-Clean Energy Private Limited, with 70% subscribed share capital in the said Company.

Further, the Company has three Joint Control Entities as on March 31, 2023. There has been no material change in the nature of the business of these entities.

The following are the details of the subsidiary company:

### **(a) SKI-Clean Energy Private Limited:**

#### Corporate Information:

SKI-Clean Energy Private Limited was incorporated as a private limited company under the Companies Act, 2013, pursuant to the certificate of incorporation dated September 21, 2022, issued by the RoC, Central Registration Centre. Its corporate identification number is U40200GJ2022PTC135623. Its registered office is situated at 3rd Floor, Block- 8, Magnet Corporate Park, Near Sola Bridge, S.G. Highway, Ahmedabad, Gujarat – 380 054.

#### Nature of Business:

SKI-Clean Energy Private Limited is engaged inter alia in the business of generating, developing, and trading renewable energy including but not limited to set-up renewable energy systems like solar energy systems, wind energy system, and power plants in or outside India as authorized under the objects clause of its memorandum of association.

The following are the Associate Companies as Joint Venture entities:

### **(a) Farm Gas Private Limited (FGPL)**

#### Corporate Information:

Farm Gas Private Limited was incorporated as a private limited company under the Companies Act, 2013 pursuant to a certificate of incorporation dated December 9, 2019, issued by the RoC, Central Registration Centre. Its corporate identification number is U40108GJ2019PTC111286. Its registered office is situated at 3rd Floor, Kailash-A, 6+7, Sumangalam C.H.S.L., Drive-In Road, Bodakdev, Ahmedabad, Gujarat – 380 054.

The Company holds 50% of the equity share capital of FGPL and 100% of 10.5% non-convertible cumulative redeemable preference shares of FGPL.

Nature of Business:

Farm Gas Private Limited is engaged *inter alia* in the business of manufacture, distribute, storage, supply of compressed biogas (CBG) and bio manure/bio-fertilizer through processing of agri residue/biomass and municipal solid waste and generate renewable and alternate energy like LPG, CNG, LNG, Bio CNG, alternate fuels, bio fuels, solar, bio manure, bio fertilizer, industry grade Carbon dioxide (CO<sub>2</sub>), wind, new and renewable energies from municipal solid waste, pressmud, farm produce, agri processing waste and/or any other means, as authorized under the objects clause of its memorandum of association.

**(b) Venuka Polymers Private Limited (VPPL)**

Corporate Information:

Venuka Polymers Private Limited was incorporated as a private limited company under the Companies Act, 2013 pursuant to a certificate of incorporation dated December 19, 2019, issued by the RoC, Central Registration Centre. Its corporate identification number is U25209GJ2019PTC111511. Its registered office is situated at 4th Floor, Block 8, Magnet Corporate Park, Near Zydus Hospital, S.G. Highway, Ahmedabad, Gujarat – 380 054.

The Company holds 50% of the equity share capital of VPPL and 100% of 10.5% non-convertible cumulative redeemable preference shares of VPPL.

Nature of Business:

Venuka Polymers Private Limited is engaged *inter alia* in the business of manufacturing, distributing, supplying, micro-Irrigation systems, PVC/MDPE/HDPE/LDPE/LLDPE/PP pipes, tubes, hoses, fittings, etc. and to do all such incidental acts and things as authorized by the object clause of its memorandum of association.

**(c) Ni Hon Cylinders Private Limited (NHCPL)**

Corporate Information:

Ni Hon Cylinders Private Limited was incorporated as a private limited company under the Companies Act, 2013 pursuant to a certificate of incorporation dated November 26, 2018, issued by the RoC, Central Registration Centre. Its corporate identification number is U28100DL2018PTC342172. Its registered office is situated at HR-18A, First Floor, Gali No.-10, Indl. Area Anand Parbat, Near Indl Area, New Delhi, Central Delhi, Delhi – 110 005.

The Company holds 50% of the equity share capital of NHCPL.



### Nature of Business:

Ni Hon Cylinders Private Limited is engaged *inter alia* in the business to manufacture, assemble, convert, commercialize, design, develop, display, establish, handle, let on hire, install, maintain, operate, produce, service, supervise, supply, import, export, buy, sell, turn to account and to do all such incidental acts and things as authorized by the object clause of its memorandum of association

Pursuant to Section 129 (3) of the Companies Act, 2013 and Ind - AS 110 released by the Institute of Chartered Accountants of India, Consolidated Financial Statements presented by the Company include the financial statements of its subsidiary and associates.

A separate statement containing the salient features of the financial performance of the subsidiary and associates in the prescribed form AOC - 1 is annexed to the Directors' Report as **Annexure -A** and forms part of this report. The Audited Consolidated financial statements together with Auditors' Report forms an integral part of the Annual Report.

### ANNUAL RETURN

Pursuant to Section 92(3) read with Section 134(3)(a) of the Companies Act, 2013, the Annual Return is available on the Company's website at [www.irmenergy.com](http://www.irmenergy.com).

### LOANS, GUARANTEES AND INVESTMENTS

The provisions of Section 186 of the Companies Act, 2013 are not applicable as the Company is engaged in infrastructural facilities as covered in Schedule VI of the Companies Act, 2013. The details of investment made during the year under review are disclosed in financial statements.

### PARTICULARS OF CONTRACTS OR ARRANGEMENTS WITH RELATED PARTIES

Certain Related Party transactions that were entered during the year under review were on arm's length basis. The disclosure of related party transactions as required under Section 134(3)(h) of the Companies Act, 2013 in Form AOC-2 is annexed to the Directors' Report as **Annexure -B** and forms part of this report. The directors draw attention of the Members to Note no. 33 of the Standalone Financial Statements which sets out related party transaction disclosures.

### DEPOSITS

Pursuant to Section 73 of the Companies Act, 2013, the Company has not accepted any deposit during the year under review.

## DIRECTORS AND KEY MANAGERIAL PERSONNEL

### (a) Board of Directors

The Board of Directors of the Company is led by the Chairman. As on March 31, 2023, the Board of the Company comprises eight Non-executive Directors, out of which four are Non-executive Independent Directors. The Board has one woman Independent Director.

During the year under review, the following changes took place in the Directors:

- a) Mr. Vinod Jain (DIN: 08204721), Non-executive Director, has resigned and ceased to be a Director of the Company from his position w.e.f. July 13, 2022.
- b) Mr. Chikmagalur Kalasheety Gopal (DIN 08434324) was re-appointed as Independent Director for the second term of five consecutive years with effect from September 25, 2022 to September 24, 2027 by the members at the 7th Annual General Meeting held on August 23, 2022.
- c) Mr. Rabindra Nath Nayak (DIN: 02658070) was appointed as Additional Independent Director for a period of five years effective from September 24, 2022, by the Board of Directors in the Meeting held on September 24, 2022. Further, pursuant to Section 149 and 152 of the Companies Act, 2013 and other applicable provisions, his appointment was regularized by the member in the Extra-Ordinary General Meeting held on October 07, 2022.

Based on the confirmations received from the Directors, none of the Directors are disqualified from appointment under Section 164 of the Companies Act, 2013.

Pursuant to the requirement of Section 149 of the Companies Act, 2013 read with Companies (Appointment and Qualification of Director) Rules, 2014, the Independent Directors have submitted their declaration of independence stating that they meet the criteria of independence as set out in the Companies Act, 2013. In the opinion of the Board, all the directors, as well as the directors appointed/re-appointed during the year possess the requisite qualification, expertise, and experience and are persons of high integrity and repute.

Mr. Badri Narayan Mahapatra (DIN: 02479848) retires by rotation and being eligible offers himself for re-appointment. The Board recommends the re-appointment for your approval.

### (b) Key Managerial Personnel

Mr. Karan Kaushal, Chief Executive Officer, Mr. Harshal Anjaria, Chief Financial Officer, and Ms. Shikha Jain, Company Secretary & Compliance Officer are the Key Managerial Personnel of the Company in accordance with the provisions of Sections 2(51), 203 of the Companies Act, 2013 read with Companies (Appointment and Remuneration of Managerial Personnel) Rules, 2014 (including any statutory modification(s) or re-enactment(s) for the time being in force).



Pursuant to the requirement of Regulation 6 of SEBI (Listing Obligations and Disclosure Requirements) Regulations, 2015 and Regulation 23 of Securities and Exchange Board of India (Issue of Capital and Disclosure Requirements) Regulations, 2018, the Board of Directors, on the recommendation of the Nomination and Remuneration Committee, has appointed Ms. Shikha Jain, the Company Secretary of the company as Compliance Officer of the Company w.e.f. November 07, 2022.

### **MEETINGS OF THE BOARD OF DIRECTORS**

The Board meets at regular intervals to discuss and decide on Company/business policies and strategies apart from other regular business matters. A calendar of Board/Committee meetings for the year is prepared and circulated to the Directors well in advance to enable them to plan their schedule for effective participation in the meetings. The Board is updated on the discussions held at the Committee meetings and the recommendations made by various Committees.

The agenda is generally circulated a week prior to the date of the meeting and includes detailed notes on items to be discussed at the meeting to enable the Directors to take an informed decision. However, in case of urgency, the agenda is circulated on shorter notice as per the provisions of the Secretarial Standards on Meetings of the Board of Directors. The Company also provides facility to the Directors to attend meetings of the Board and its Committees through Video/ Tele Conferencing mode.

During the year, eight meetings of the Board of Directors were convened. The intervening gap between two consecutive meetings was not more than one hundred and twenty days.

Name of Director	Date of Board Meeting								Total No. of Meetings attended
	19.05.22	22.07.22	24.09.22	07.11.22	08.12.22	21.12.22	03.02.23	22.03.23	
Mr. Maheswar Sahu	√	√	√	√	√	√	√	√	8/8
Dr. Rajiv I. Modi	√	√	√	√	√	√	√	√	8/8
Mr. Amitabha Banerjee	√	√	√	√	√	√	√	√	8/8
Mr. Vinod Jain	×	-	-	-	-	-	-	-	0/1
Mr. Badri Mahapatra	√	√	√	√	√	√	√	√	8/8
Mr. Chikmagalur Kalasheety Gopal (ID)	√	√	√	√	√	√	√	√	8/8
Mr. Anand Mohan Tiwari (ID)	√	√	√	√	√	√	√	√	8/8
Mrs. Geeta Goradia (ID)	√	√	√	√	√	√	√	√	8/8
Mr. Rabindra Nath Nayak (ID)	-	-	-	√	√	√	×	√	4/5

### **INDEPENDENT DIRECTORS' MEETING**

The Independent Directors met on March 22, 2023 without the attendance of Non-independent Directors and the members of the Management. The independent directors

reviewed the performance of non-independent directors and the Board as whole, the performance of the Chairperson of the Company and assessed the quality, quantity and timeliness of flow of information between the Company management and the Board that is necessary for the Board to effectively and reasonably perform their duties.

### **COMMITTEES OF THE BOARD**

The Board Committees play a vital role in strengthening Corporate Governance practices and focus effectively on the issues and ensure expedient resolution of diverse matters. The Board Committees are set up under formal approval of the Board to carry out clearly defined roles which are considered to be performed by members of the Board as a part of good governance practice. The Board supervises the execution of its responsibilities by the Committees and is responsible for their action. The minutes of the proceedings of the meetings of all Committees are placed before the Board for review.

#### **- Audit Committee:**

The Board has constituted the Audit Committee to review internal controls and audit findings, review of financial statements, appointment of auditors amongst other responsibilities as contained in the Terms of Reference. The Composition and terms of reference of the Audit Committee satisfies the requirement of the Section 177 of the Act and Regulation 18 of SEBI (Listing Obligations and Disclosure Requirements) Regulations, 2015.

The Composition of Audit Committee is detailed below:

<b>Sr. No.</b>	<b>Name of Members</b>	<b>Category</b>	<b>Nature of Membership</b>
1.	Mr. Chikmagalur Kalasheety Gopal	Independent Director	Chairman
2.	Mr. Anand Mohan Tiwari	Independent Director	Member
3.	Mr. Maheswar Sahu	Non-Executive Director	Member

#### **- Nomination & Remuneration Committee**

The Board has constituted the Nomination & Remuneration Committee to recommend the recruitments of MDs, WTDs, Independent Directors, KMPs, as & when applicable to the Company and to do all the acts pursuant to provisions of Section 178 as per Companies Act, 2013. The Composition and terms of reference of the Nomination & Remuneration Committee satisfies the requirement of the Section 178 of the Act and Regulation 19 of SEBI (Listing Obligations and Disclosure Requirements) Regulations, 2015.

The Composition of Nomination & Remuneration Committee is detailed below:

Sr. No.	Name of Members	Category	Nature of Membership
1.	Mr. Anand Mohan Tiwari	Independent Director	Chairman
2.	Mr. Chikmagalur Kalasheety Gopal	Independent Director	Member
3.	Mr. Maheswar Sahu	Non-Executive Director	Member

#### Nomination and Remuneration Policy:

The Company has formulated and adopted the Nomination and Remuneration Policy in accordance with the provisions of Companies Act, 2013 read with the Rules issued thereunder. The policy lays down the principles relating to the appointment, cessation, remuneration and evaluation of Directors, Key Managerial Personnel and Senior Management of the Company. This Policy is available on the website of the Company i.e., [www.irmenergy.com](http://www.irmenergy.com).

#### - Corporate Social Responsibility Committee

The Board has constituted the Corporate Social Responsibility (CSR) Committee to formulate CSR policy, review and recommend to the Board amount of expenditure to be incurred on the CSR activities. The Composition and terms of reference of the CSR Committee satisfies the requirement of the Section 135 of the Act read with rules made thereunder.

The composition of the CSR Committee is detailed below:

Sr. No.	Name of Members	Category	Nature of Membership
1.	Mr. Maheswar Sahu	Non-executive Director	Chairman
2.	Mr. Vinod Jain <sup>1</sup>	Non-Executive Director	Member
3.	Mr. Chikmagalur Kalasheety Gopal	Independent Director	Member
4.	Mrs. Geeta Goradia <sup>2</sup>	Independent Director	Member
5.	Mr. Amitabha Banerjee <sup>3</sup>	Non-Executive Director	Member

1. Mr. Vinod Jain ceased to be a member w.e.f. July 13, 2022.

2. Mrs. Geeta Goradia appointed as a member of the Committee w.e.f. July 22, 2022.

3. Mr. Amitabha Banerjee appointed as a member of the Committee w.e.f. September 24, 2022.

The Annual Report on CSR activities is annexed to the Directors' Report as **Annexure -C** and forms part of this report.

The CSR policy is available on the Company's website [www.irmenergy.com](http://www.irmenergy.com) as required under the provisions of Section 135 of the Companies Act, 2013 and Rule 9 of the Companies (Corporate Social Responsibility Policy) Rules, 2014.

- **Risk Management Committee**

The Board has constituted the Risk Management Committee of the Board pursuant to the resolution of the Board dated September 24, 2022, to frame, implement and actively monitor and review the risk management plan and ensure its effectiveness.

The composition of the Risk Management Committee is detailed below:

Sr. No.	Name of Members	Category	Nature of Membership
1.	Mr. Rabindra Nath Nayak	Independent Director	Chairman
2.	Mr. Anand Mohan Tiwari	Independent Director	Member
3.	Mr. Chikmagalur Kalasheety Gopal	Independent Director	Member
4.	Mr. Maheswar Sahu	Non-Executive Director	Member

- **Stakeholders Relationship Committee**

The Board has constituted the Stakeholders' Relationship Committee of the Board pursuant to the resolution of the Board dated September 24, 2022, for redressing the shareholder/investor complaints and grievances, as per the provisions of Section 178 of the Companies Act, 2013. The Composition and terms of reference of the Stakeholders Relationship Committee satisfies the requirement of Section 178 of the Act and Regulation 20 of SEBI (Listing Obligations and Disclosure Requirements) Regulations, 2015.

The details of the composition of the Stakeholders Relationship Committee are given below:

Sr. No.	Name of Members	Category	Nature of Membership
1.	Mr. Maheswar Sahu	Non-Executive Director	Chairman
2.	Mr. Chikmagalur Kalasheety Gopal	Independent Director	Member
3.	Mrs. Geeta Goradia	Independent Director	Member
4.	Mr. Amitabha Banerjee	Non-Executive Director	Member

**DIRECTORS' RESPONSIBILITY STATEMENT**

In terms of Section 134 (3)(c) of the Companies Act, 2013, in relation to financial statements of the Company for the year ended March 31, 2023, the Board of Directors state that:

- i. the applicable Accounting Standards have been followed in preparation of the financial statements and there are no material departures from the said standards;

- ii. reasonable and prudent accounting policies have been used in preparation of the financial statements and that they have been consistently applied and that reasonable and prudent judgments and estimates have been made in respect of items not concluded by the year end, so as to give a true and fair view of the state of affairs of the Company as at March 31, 2023 and of the profit for the year ended on that date;
- iii. proper and sufficient care has been taken for maintenance of adequate accounting records in accordance with the provisions of the Companies Act, 2013, for safeguarding the assets of the Company and for preventing and detecting fraud and other irregularities.
- iv. the financial statements have been prepared on a going concern basis;
- v. proper internal financial controls were in place and were adequate and operating effectively; and
- vi. proper systems to ensure compliance with the provisions of applicable laws were in place and were adequate and operating effectively.

#### **BOARD EVALUATION**

Pursuant to applicable provisions of the Companies Act, 2013, the Board, in consultation with its Nomination & Remuneration Committee, has formulated a framework containing, inter-alia, the criteria for performance evaluation of the entire Board of the Company, its committees and individual Directors, including Independent Directors.

The annual performance evaluation of the Board, its Committees and each Director have been carried out for the financial year 2022-23 in accordance with the framework.

#### **RISK MANAGEMENT FRAMEWORK**

Pursuant to Section 134(3)(n) of the Companies Act, 2013, the Company has formulated and adopted the Risk Management Policy ("The Policy").

The Policy establishes the philosophy of the Company towards risk identification, analysis and prioritization of risks, development of risk mitigation plans and reporting on the risk environment of the Company. This Policy is applicable to all the functions, departments and geographical locations of the Company. The purpose of this Policy is to define, design and implement a risk management framework across the Company to identify, assess, manage and monitor risks. The Risk Management Committee is responsible for reviewing the risk management framework and ensure its effectiveness. The Audit Committee has additional oversight in the area of financial risks and controls. The major risks identified by the business are systematically addressed through mitigation actions on continual basis.

### **INTERNAL FINANCIAL CONTROLS AND ITS ADEQUACY**

The Company maintains appropriate systems of internal controls, including monitoring procedures, to ensure that all assets and investments are safeguarded against loss from unauthorized use or disposition. Company policies, guidelines and procedures provide for adequate checks and balances and are meant to ensure that all transactions are authorized, recorded and reported correctly.

The Internal Auditors review the efficiency and effectiveness of these systems and procedures. The Internal Auditors submit their Report periodically which is placed before and reviewed by the Audit Committee.

### **VIGIL MECHANISM**

The Company has established a robust Vigil Mechanism and adopted a Whistle Blower Policy in accordance with provisions of the Companies Act, 2013, to provide a formal mechanism to the Directors and employees to report their concerns about unethical behavior, actual or suspected fraud, or violation of the Company's Code of Conduct or ethics policy. The Policy provides for adequate safeguards against the victimization of employees who avail of the mechanism and also provides for direct access to the Chairman of the company or Chairman of the Audit Committee. The policy of the vigil mechanism is available on the Company's website [www.irmenergy.com](http://www.irmenergy.com).

### **SIGNIFICANT AND MATERIAL ORDERS PASSED BY THE REGULATORS OR COURTS**

There are no significant and material orders passed by the Regulators / Courts which would impact the going concern status of the Company and its future operations.

### **DISCLOSURES PURSUANT TO THE SEXUAL HARASSMENT OF WOMEN AT THE WORKPLACE (PREVENTION, PROHIBITION, AND REDRESSAL) ACT, 2013**

The Company has a Policy on the Prevention of Sexual Harassment at the Workplace which is in line with the requirements of the Sexual Harassment of Women at Workplace (Prevention, Prohibition, and Redressal) Act, 2013 ("POSH Act"). The objective of this policy is to provide an effective complaint redressal mechanism if there is an occurrence of sexual harassment.

The Company has also set up an Internal Complaints Committee which is duly constituted in compliance with the provisions of the POSH Act. Further, the Company also conducts interactive sessions for employees, to build awareness about the policy and the provisions of POSH Act.

### **HEALTH, SAFETY AND ENVIRONMENT POLICY**

The Company has formulated Health, Safety and Environment Policy to conduct the business with a strong environmental conscience, ensuring sustainable development, safe workplaces and enrichment of the quality of life of its employees, customers and the community.



### **STATUTORY AUDITORS**

M/s. Mukesh M. Shah & Co., Chartered Accountants (Firm Registration No.106625W), were appointed as the Statutory Auditors of the Company to hold office for a second term of five years from the conclusion of the 6<sup>th</sup> Annual General meeting till the conclusion 11<sup>th</sup> Annual General Meeting.

#### **Statutory Auditors' Report**

The Auditor's Report for the financial year 2022-23 does not contain any qualification, reservation, or adverse remark. The Auditor's Report is enclosed with the financial statement in this Annual Report.

### **COST AUDIT REPORT**

The Company had appointed M/s Dalwadi & Associates, Cost Accountants (Firm Registration No. 000338), Cost Accountants, as the cost auditor for the FY 2022-23.

The Board of Directors has on the recommendation of the Audit Committee re-appointed M/s Dalwadi & Associates, Cost Accountants (Firm Registration No. 000338), to audit the Cost Accounts of the Company for Financial Year 2023- 2024.

The remuneration proposed to be paid to the Cost Auditors is subject to the ratification by the members at the ensuing Annual General Meeting of the Company.

The company has maintained the cost accounts and records in accordance with Section 148 of the Companies Act, 2013 and Rule 8 of the Companies (Accounts) Rules, 2014.

### **SECRETARIAL AUDIT REPORT**

Pursuant to the provisions of Section 204 of the Companies Act, 2013 and rules made thereunder, the Board had appointed M/s. M. C. Gupta & Co., Company Secretaries, as Secretarial Auditor of the Company to carry out the secretarial audit of the Company for FY 2022-23. The Company has received the Secretarial Audit Report for the financial year 2022-23 is annexed to the Directors' Report as **Annexure -D** and forms part of this report. There were no qualifications, reservations or adverse remarks or disclaimers given by the Secretarial Auditor of the Company.

### **DETAILS OF FRAUD REPORTED BY AUDITORS**

During the year under review, the auditors have not reported any instances of fraud committed against the Company by its officers or employees to the Audit Committee or Board under Section 143(12) of the Companies Act, 2013 and Rules made thereunder.

### **PARTICULARS OF EMPLOYEES**

The statement containing particulars of employees as required under Section 197 of the Companies Act, 2013 read with Rule 5(2) of the Companies (Appointment and

Remuneration of Managerial Personnel) Rules, 2014 will be provided upon request. In terms of Section 136 of the Companies Act, 2013, the Report and Accounts are being sent to the Members and others entitled thereto, excluding the information on employees' particulars which is available for inspection by the members at the Registered Office of the Company during business hours on working days of the Company. If any member is interested in obtaining a copy thereof, such Member may write to the Company Secretary in this regard.

### **COMPLIANCES**

The Company has complied with all the statutory requirements and framed requisite policies and procedures, in accordance with the provisions of the Companies Act, 2013 and the rules formed thereunder.

### **MATERIAL CHANGES, TRANSACTIONS AND COMMITMENTS**

There has not been any material change or commitment affecting the financial position of the company which have been occurred between the end of the financial year of the company to which this financial statement relates and the date of this report.

### **CONSERVATION OF ENERGY, TECHNOLOGY ABSORPTION, FOREIGN EXCHANGE EARNINGS & OUTGO**

Details of conservation of Energy, Technology and Absorption, Foreign Exchange Earnings and Outgo is annexed to the Directors' Report as **Annexure -E** and forms part of this report.

### **CORPORATE GOVERNANCE REPORT**

A voluntary Corporate Governance Report is annexed as **Annexure - F** to the Director's report as a part of good corporate governance practice.

### **HUMAN RESOURCES**

The Company continues to focus on welfare and improving the quality of lives of its employees by providing periodic occupational health checks, spiritual peace by yoga classes, organising sport activities and providing housing loan interest subsidy & interest free loans for the employee wellness. The Company will continue to implement a variety of initiatives to align employees' personal goals with the Company's goals. As on March 31, 2023, the Company had 164 permanent employees on the roll of the Company and 55 employees on contractual basis.

Your directors place on record, their sincere appreciation of the significant contribution made by the employees at all levels through their dedication, hard work and commitment.



### ACKNOWLEDGEMENT

Your Directors take this opportunity to express their sincere thanks to the Financial Institutions, Banks and Government Agencies, for their support and co-operation. Your Directors also acknowledge the trust reposed in the company.

For and on behalf of the Board

Date: May 31, 2023  
Place: Ahmedabad

A handwritten signature in blue ink, appearing to read "Maheswar Sahu".

**Maheswar Sahu**  
Chairman  
DIN: 00034051

**FORM NO. AOC - 1**  
**Statement containing salient features of the financial statement of**  
**Subsidiaries/associate companies/joint ventures**  
*(Pursuant to first proviso to sub-section (3) of section 129 read with rule 5 of*  
*Companies (Accounts) Rules, 2014)*

**Part "A": Subsidiaries**

(Amount are in Million Indian Rs.)

<b>Sr. No.</b>	<b>Name of Subsidiary</b>	<b>SKI-Clean Energy Private Limited</b>
1.	Reporting period	21 September 2022 to March 31, 2023
2.	Reporting currency /Exchange rate	INR
3.	Share capital	0.50
4.	Reserves & surplus	(0.45)
5.	Total assets	0.09
6.	Total Liabilities	0.04
7.	Investments	Nil
8.	Turnover	Nil
9.	Profit before taxation	(0.38)
10.	Provision for taxation	(0.03)
11.	Profit after taxation	(0.35)
12.	Proposed Dividend	Nil
13.	% of Shareholding	70%

**Notes:** The following information shall be furnished at the end of the statement:

1. Names of subsidiaries which are yet to commence operations – SKI-Clean Energy Private Limited
2. Names of subsidiaries which have been liquidated or sold during the year - Nil

**Part "B": Associates and Joint Ventures**

Statement pursuant to Section 129 (3) of the Companies Act, 2013 related to Associate Companies and Joint Ventures

(Amount are in Million Indian Rs.)

Sr No.	Name of Associates	Farm Gas Private Limited	Venuka Polymers Private Limited	Ni Hon Cylinders Private Limited
1.	Latest Balance sheet date	31.03.2023	31.03.2023	31.03.2023
2.	Date on which Associate or Joint Ventures was associated or acquired	09.12.2019	19.12.2019	30.03.2022
3.	Shares of Associate or Joint Ventures held by the Company on the year end			
	No.	17,21,344	10,50,800	50,000
	Amount of Investment in Associates/Joint Venture	17.21	1.05	0.05
	Extent of holding (%)	50%	50%	50%
4.	Description of how there is significant influence	% of holding	% of holding	% of holding
5.	Reason why the associate/joint venture is not consolidated	N.A.	N.A.	N.A.
6.	Net worth attributable to Shareholding as per latest audited Balance Sheet	248.33	30.58	1.62
7.	Profit / Loss for the year	125.24	8.27	0.45
	Considered in Consolidation	62.62	4.13	0.22
	Not Considered in Consolidation	62.62	4.13	0.22

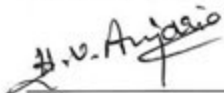
**For and on behalf of Board of Directors**



Maheswar Sahu  
Chairman  
DIN: 00034051



Karan Kaushal  
Chief Executive Officer



Harshal Anjaria  
Chief Financial Officer



Shikha Jain  
Company Secretary

Place: Ahmedabad  
Date: May 31, 2023

**FORM NO. AOC - 2**

(Pursuant to clause (h) of sub-section (3) of section 134 of the Act and Rule 8(2) of the Companies (Accounts) Rules, 2014)

**Form for disclosure of particulars of contracts/arrangements entered into by the company with Related Parties referred to in sub-section (1) of section 188 of the Companies Act, 2013 including certain arm's length transactions under the third proviso thereto**

1. Details of contracts or arrangements or transactions not at arm's length basis:

Sr. No.	Name of the related party and Nature of the Relationship	Nature of Contracts/ Arrangements/ Transactions	Duration of Contracts/ Arrangements/ Transactions	Salient terms of Contracts/ Arrangements/ Transactions, if any	Justification for entering into such Contracts/ Arrangements/ Transactions	Date of approval by Board	Amount paid as advances, if any	Date of passing Special Resolution
NIL								

2. Details of material contracts or arrangements or transactions at arm's length basis:

Sr. No.	Name of the related party and Nature of the Relationship	Nature of Contracts/ Arrangements/ Transactions	Duration of Contracts/ Arrangements/ Transactions	Salient terms of Contracts/ Arrangements/ Transactions, if any	Date of approval by Board	Amount paid as advances, if any
NIL						

Date: May 31, 2023  
Place: Ahmedabad

For and on behalf of the Board



*Maheshwar Sahu*

**Maheshwar Sahu**  
Chairman  
DIN: 00034051

## ANNUAL REPORT ON CORPORATE SOCIAL RESPONSIBILITY ACTIVITIES

## 1. A brief outline on CSR Policy of the Company:

The Company's CSR policy intends to operate its activities in providing clean energy solutions to its customers in a manner that is efficient, safe & ethical, which minimizes negative impact on the environment and enhances the quality of life of the community, towards sustaining a holistic business. The Company undertakes a number of CSR activities in the larger interest of the community, especially in the area of clean energy promotion, health, education, women empowerment, and childcare and environment protection.

The CSR policy of the Company covers the proposed CSR activities in line with Section 135 of the Companies Act, 2013 and Schedule VII thereto. The CSR Policy of the Company may be accessed on the Company's website [www.irmenergy.com](http://www.irmenergy.com).

## 2. The Composition of CSR Committee:

Sl. No.	Name of Director	Designation / Nature of Directorship	Number of meetings of CSR Committee held during the year	Number of meetings of CSR Committee attended during the year
1.	Mr. Maheswar Sahu	Chairman	2	2
2.	Mr. Chikmagalur Kalasheety Gopal	Member	2	2
3.	Mr. Vinod Jain <sup>1</sup>	Member	1	1
4.	Mrs. Geeta Goradia <sup>2</sup>	Member	1	1
5.	Mr. Amitabha Banerjee <sup>3</sup>	Member	1	-

1. Mr. Vinod Jain ceased to be a member of the Committee w.e.f. July 13, 2022.

2. Mrs. Geeta Goradia appointed as a member of the committee w.e.f. July 22, 2022.

3. Mr. Amitabha Banerjee appointed as a member of the committee w.e.f. September 24, 2022.

3. Provide the web-link(s) where Composition of CSR Committee, CSR Policy and CSR Projects approved by the board are disclosed on the website of the company. <https://www.irmenergy.com/investor/>
4. Provide the executive summary along with web-link(s) of Impact Assessment of CSR Projects carried out in pursuance of sub-rule (3) of rule 8, if applicable. Not Applicable
5. (a) Average net profit of the company as per sub-section (5) of section 135. Rs. 76,02,22,880/-
- (b) Two percent of average net profit of the company as per sub-section (5) of section 135. Rs. 1,52,04,458/-
- (c) Surplus arising out of the CSR Projects or programmes or activities of the previous financial years. Nil
- (d) Amount required to be set-off for the financial year, if any. Nil
- (e) Total CSR obligation for the financial year [(b)+(c)-(d)]. Rs. 1,52,04,458/-
6. (a) Amount spent on CSR Projects (both Ongoing Project and other than Ongoing Project) Rs. 1,56,00,000/- spent on other than Ongoing CSR Projects

- (b) Amount spent in Administrative Overheads. Nil  
(c) Amount spent on Impact Assessment, if applicable. NA  
(d) Total amount spent for the Financial Year [(a)+(b)+(c)]. Rs. 1,56,00,000/-

(e) CSR amount spent or unspent for the Financial Year:

Total Amount Spent for the Financial Year. (in Rs.)	Amount Unspent (in Rs.)				
	Total Amount transferred to Unspent CSR Account as per sub-section (6) of section 135.		Amount transferred to any fund specified under Schedule VII as per second proviso to sub-section (5) of section 135.		
	Amount.	Date of transfer.	Name of the Fund	Amount.	Date of transfer.
Rs. 1,56,00,000	-	-	-	-	-

(f) Excess amount for set-off, if any:

Sl. No.	Particular	Amount (in Rs.)
(1)	(2)	(3)
(i)	Two percent of average net profit of the company as per sub-section (5) of section 135	1,52,04,458
(ii)	Total amount spent for the Financial Year	1,56,00,000
(iii)	Excess amount spent for the Financial Year [(ii)-(i)]	3,95,542
(iv)	Surplus arising out of the CSR projects or programmes or activities of the previous Financial Years, if any	Nil
(v)	Amount available for set off in succeeding Financial Years [(iii)-(iv)]	3,95,542

7. Details of Unspent Corporate Social Responsibility amount for the preceding three Financial Years:

1	2	3	4	5	6		7	8
Sl. No	Preceding Financial Year(s)	Amount transferred to unspent CSR Account under sub-section (6) of section 135 (in Rs.)	Balance Amount in Unspent CSR Account under sub-section (6) of section 135 (in Rs.)	Amount Spent in the Financial Year (in Rs)	Amount transferred to a Fund as specified under Schedule VII as per second proviso to sub-section (5) of section 135, if any		Amount remaining to be spent in succeeding Financial Years (in Rs)	Deficiency, if any
					Amount (in Rs)	Date of Transfer		
1	FY-1				NIL			
2	FY-2				NIL			
3	FY-3				NIL			

8. Whether any capital assets have been created or acquired through Corporate Social Responsibility amount spent in the Financial Year:

YES  NO

If yes, enter the number of Capital assets created/ acquired

8

Annexure -C

Furnish the details relating to such asset(s) so created or acquired through Corporate Social Responsibility amount spent in the Financial Year:

Sl. No.	Short particulars of the property or asset(s) [including complete address and location of the property]	Pin Code of the property or asset(s)	Date of creation	Amount of CSR amount spent (Rs. In Lakhs)	Details of entity/ Authority/ beneficiary of the registered owner		
					(1)	(2)	(3)
(1)	(2)	(3)	(4)	(5)	(6)		
					CSR Registration Number, if applicable	Name	Registered address
1.	CNC Lathe Machine (Model: JK-180) Address: ADS Foundation CoE, Beside Jagannath Temple Road, Nr. Shani Temple, Behind Trimandir, Adalaj, Gandhinagar	382421	30-12-2022	10.00	CSR00007314	ADS Foundation	2nd Floor, Kailash B, 5 Sumangalam C.H.S.L., Beside HDFC Bank, Drive In Road, Ahmedabad - 380054,Gujarat.
2.	CNC Lathe Machine (Model: JK-180) Address: ADS Foundation Skill Centre- Bharuch, UPL University, Block No: 402, Ankleshwar - Valia Rd, Vataria, Gujarat	393135	30-12-2022	10.00			
3.	52-Seater CNG School Bus (SML Isuzu) Address: ADS Foundation CoE, Beside Jagannath Temple Road, Nr. Shani Temple, Behind Trimandir, Adalaj, Gandhinagar	382421	03-08-2022	25.00			
4.	Maruti Suzuki Eeco - CNG Address: ADS Foundation Skill Centre - Morva Hadaf, 120, Chariya, Faliyu, Morva Hadaf, Panchmahal, Gujarat	389115	23-02-2023	7.35			

Annexure -C

Sl. No.	Short particulars of the property or asset(s) [including complete address and location of the property]	Pin Code of the property or asset(s)	Date of creation	Amount of CSR amount spent (Rs. In Lakhs)	Details of entity/ Authority/ beneficiary of the registered owner		
5.	Set up Skill Centre and Lab Infrastructure Address: ADS Foundation Skill Centre - Morva Hadaf, 120, Chariya, Faliyu, Morva Hadaf, Panchmahal, Gujarat	389115	31-03-2023	10.00			
6.	Setting up laboratory infrastructure Address: Indrashil University (a Division of Indrashil Kaka-Ba and Kala-Budh Public Charitable Trust)- Campus Address: PO: Rajpur, Taluka Kadi, Dist: Mehsana, Gujarat.	382715	31-03-2023	39.00	CSR00003497	Indrashil Kaka Ba & Kaka Budh Public Charitable Trust	"Kaka-Ba" 13, Sanjiv Baug, New Sharda Mandir Road, Ahmedabad, Gujarat- 380007
7.	24 Computers  Address: Indrashil University (a Division of Indrashil Kaka-Ba and Kala-Budh Public Charitable Trust)- Campus Address: PO: Rajpur, Taluka Kadi, Dist: Mehsana, Gujarat.	382715	06-03-2023	9.77			
8.	2 Laptops  Address: Indrashil University (a Division of Indrashil Kaka-Ba and Kala-Budh Public Charitable Trust)- Campus Address: PO: Rajpur, Taluka Kadi, Dist: Mehsana, Gujarat.	382715	31-03-2023	0.23			



Annexure -C

Sl. No.	Short particulars of the property or asset(s) [including complete address and location of the property]	Pin Code of the property or asset(s)	Date of creation	Amount of CSR amount spent (Rs. In Lakhs)	Details of entity/ Authority/ beneficiary of the registered owner		
9.	Passenger Vehicle CNG Address: Indrashil University (a Division of Indrashil Kaka-Ba and Kala-Budh Public Charitable Trust)- Campus Address: PO: Rajpur, Taluka Kadi, Dist: Mehsana, Gujarat.	382715	22-02-2023	12.00			
10.	Cost of hydroponic units Address: Village: Forna and Kotda Taluka Deodar, Dis. Banaskantha, Gujarat	385330	29-12-2023	1.06	CSR00000285	N M Sadguru Water and Development Foundation	Post Box No. 71, at village Chosala, Dahod, Gujarat- 389151.

9. Specify the reason(s), if the company has failed to spend two per cent of the average net profit as per sub-section (5) of section 135: Not Applicable



Mr. Karan Kaushal  
Chief Executive Officer



Mr. Maheswar Sahu  
Chairman CSR Committee  
DIN: 00034051



Date: May 31, 2023

FORM NO. MR-3

SECRETARIAL AUDIT REPORT  
FOR THE FINANCIAL YEAR ENDED 31<sup>st</sup> March, 2023

*[Pursuant to section 204(1) of the Companies Act, 2013 and Rule no.9 of the Companies (Appointment and Remuneration of Managerial Personnel) Rules, 2014]*

To,  
The Members,  
IRM Energy Limited,  
4<sup>th</sup> Floor, Block 8, Magnet Corporate Park,  
Near Sola Bridge,  
S G Highway,  
Ahmedabad 380 054.

We have conducted the Secretarial Audit of the compliance of applicable statutory provisions and the adherence to good corporate practices by IRM Energy Limited (CIN: U40100GJ2015PLC085213). Secretarial Audit was conducted in a manner that provided us a reasonable basis for evaluating the corporate conducts/statutory compliances and expressing my opinion thereon.

Based on our verification of IRM Energy Limited's books, papers, minute books, forms and returns filed and other records maintained by the company and also the information provided by the Company, its officers, agents and authorized representatives during the conduct of secretarial audit, we hereby report that in our opinion, the company has, during the audit period covering the financial year ended on 31<sup>st</sup> March, 2023 complied with the statutory provisions listed hereunder and also that the Company has proper Board-processes and compliance-mechanism in place to the extent, in the manner and subject to the reporting made hereinafter:

We have examined the books, papers, minute books, forms and returns filed and other records maintained by IRM Energy Limited, having its Registered Office at 4<sup>th</sup> Floor, Block 8, Magnet Corporate Park, Near Sola Bridge, S G Highway, Ahmedabad 380 054 for the financial year ended on 31<sup>st</sup> March, 2023, according to the provisions of:

- i. The Companies Act, 2013 (the Act) and the rules made there under;
- ii. The Securities Contracts (Regulation) Act, 1956 ('SCRA') and the rules made there under; (Not Applicable)
- iii. The Depositories Act, 1996 and the Regulations and Bye-laws framed there under;
- iv. Foreign Exchange Management Act, 1999 and the rules and regulations made there under to the extent of Foreign Direct Investment, Overseas Direct Investment and External Commercial Borrowings;
- v. The following Regulations and Guidelines prescribed under the Securities and Exchange Board of India Act, 1992 ('SEBI Act'):
  - (a) The Securities and Exchange Board of India (Substantial Acquisition of Shares and Takeovers) Regulations, 2011; (Not Applicable being an Unlisted Company)
  - (b) The Securities and Exchange Board of India (Prohibition of Insider Trading) Regulations, 2015;
  - (c) The Securities and Exchange Board of India (Issue of Capital and Disclosure Requirements) Regulations, 2018;

- (d) The Securities and Exchange Board of India (Share Based Employee Benefits and Sweat Equity) Regulations, 2021; (Not Applicable being an Unlisted Company)
  - (e) The Securities and Exchange Board of India (Registrars to an Issue and Share Transfer Agents) Regulations, 1993 regarding the Companies Act and dealing with client; (Not Applicable being an Unlisted Company)
  - (f) The Securities and Exchange Board of India (Delisting of Equity Shares) Regulations, 2021 and; (Not Applicable being an Unlisted Company)
  - (g) The Securities and Exchange Board of India (Buyback of Securities) Regulations, 2018; (Not Applicable being an Unlisted Company)
- vi. The Company has complied with the following specifically other applicable laws to the Company:
- (a) The Petroleum and Natural Gas Regulatory Board Act, 2006;
  - (b) The Environment (Protection) Act 1986;
  - (c) The Explosives Act, 1884;
  - (d) The Gujarat State Disaster Management Act, 2003;
  - (e) The Hazardous Waste (Management & Handling) Rules, 2016.

We have also examined compliance with the applicable clauses of the following:

- i. Secretarial Standards issued by The Institute of Company Secretaries of India.
- ii. The Company is not a listed entity and the compliance of the provisions of SEBI (Listing Obligation and Disclosure Requirement) Regulations, 2015, are not applicable except specifically applicable provisions.

During the period under review the Company has complied with the provisions of the Act, Rules, Regulations, Guidelines, Standards, etc. mentioned above except the delayed filing of Form FC-GPR, for which late fee imposed by the Reserve Bank of India has been paid.

**We further report that**

The Board of Directors of the Company is duly constituted with proper balance of Executive Directors, Non-Executive Directors and Independent Directors. The changes in the composition of the Board of Directors that took place during the period under review were carried out in compliance with the provisions of the Act.

Adequate notice is given to all directors to schedule the Board Meetings, agenda and detailed notes on agenda were generally sent at least seven days in advance and a system exists for seeking and obtaining further information and clarifications on the agenda items before the meeting and for meaningful participation at the meeting.

There were no dissenting views on any matter.

**We further report that** there are adequate systems and processes in the company commensurate with the size and operations of the company to monitor and ensure compliance with applicable laws, rules, regulations and guidelines.

**We further report that** during the audit period the company has no specific events / actions having a major bearing on the company's affairs in pursuance of the above referred laws, rules, regulations, guidelines, standards, etc. except the following:

Annexure - D

1. The Company has jointly promoted a company viz. SKI-Clean Energy Private Limited on September 21, 2022, holding 70% subscribed share capital in the said company.
2. The members of the Company at the Extraordinary General Meeting held on 7<sup>th</sup> October, 2022 had resolved to issue up to 2,75,000 equity shares of face value of Rs. 10/- each at a premium of Rs. 540/- per Equity Share to Shizuoka Gas Co Limited, Japan, on private placement basis.
3. The members of the Company at the Extraordinary General Meeting held on 16<sup>th</sup> November, 2022 had resolved to issue up to 1,17,68,000 Equity Shares of Rs. 10/- each at a premium to public through Initial Public Offer (IPO) and to submit Draft RHP to SEBI and also to alter/amend certain Articles of the Articles of Association of the Company.
4. The Management Committee authorised by the Board of Directors of the Company at its meetings held on 2<sup>nd</sup> September, 2022 has allotted 6,15,000 equity shares of face value of Rs. 10/- each a premium of Rs. 415/- per share and other meeting held on 2<sup>nd</sup> December, 2022 has allotted 2,75,000 equity shares of face value of Rs. 10/- each at a premium of Rs. 540/- per Equity Share to Shizuoka Gas Co Limited, Japan.
5. The members of the Company at the Extraordinary General Meeting held on 26<sup>th</sup> December, 2022 had resolved to amend by insertion of Article 117A of the Articles of Association relating to providing a right to EDMPL to nominate one director on the Board of Directors of the Company, so long as it continues to hold at least 15% of the paid- up share capital of the company.
6. SEBI has granted its in-principle approval having validity of 12 months to the proposed IPO of the Company for issuance of the Equity Shares on 21<sup>st</sup> February, 2023. The Company is yet to file the Red Herring Prospectus with Registrar of Companies, Gujarat.

For M. C. Gupta & Co.  
Company Secretaries  
UCN: S1986GJ003400

Place: Ahmedabad  
Date: 31<sup>st</sup> May, 2023

---

Mahesh C Gupta  
Proprietor  
FCS: 2047 (CP: 1028)  
Peer Review No.579/2019  
UDIN: F002047E000437614

*Note: This Report is to be read with Our Letter of even date which is annexed as Annexure "A" and forms an integral part of this report.*

To,  
The Members,  
IRM Energy Limited,  
4<sup>th</sup> Floor, Block 8, Magnet Corporate Park,  
Near Sola Bridge,  
S G Highway,  
Ahmedabad 380 054.

Our Report of even date is to be read along with this Letter;

1. Maintenance of Secretarial Record is the responsibility of the management of the company. Our responsibility is to express an opinion on Secretarial Records based on our Audit.
2. We have followed the audit practices and processes as were appropriate to obtain reasonable assurance about the correctness of the contents of the Secretarial Records. The verification was done on test basis to ensure that correct facts are reflected in Secretarial records. We believe that the processes and practices, we followed provide a reasonable basis for our opinion.
3. We have not verified the correctness and appropriateness of financial records and books of accounts of the company.
4. Wherever required, we have obtained the Management Representation about the compliance of laws, rules and regulations and happening of events etc.
5. The compliance of the provisions of Corporate and other applicable laws, rules, regulations, standards is the responsibility of the management. Our examination was limited to the verification of the procedures on test basis.
6. The Secretarial Audit report is neither an assurance as to the future viability of the company nor of the efficacy or effectiveness with which the management has conducted the affairs of the company.

For M. C. Gupta & Co.  
Company Secretaries  
UCN: S1986GJ003400

Place: Ahmedabad  
Date: 31<sup>st</sup> May, 2023

Mahesh C Gupta  
Proprietor  
FCS: 2047 (CP: 1028)  
Peer Review No.579/2019  
UDIN: F002047E000437614

**CONSERVATION OF ENERGY AND TECHNOLOGY ABSORPTION, FOREIGN EXCHANGE EARNINGS AND OUTGO**

Particulars of Energy Conservation, Technology Absorption and Foreign Exchange Earnings and Outgo required under Section 134(3)(m) of the Companies Act, 2013 read with Rule 8(3) of the Companies (Accounts) Rules, 2014 are as under:

**A. CONSERVATION OF ENERGY**

**(i) Your Company has taken various steps for conservation of energy, which are as under:**

1. Installation of APFC (Automatic Power Factor Controller) panels at all the 59 CNG stations at all the Geographical Areas which includes 9 additional APFC panel installed in FY 2022-23: Automatic power factor controller has been installed at all CNG stations with 4 quadrant energy meters, in order to maintain power factor to ~ 0.99.
2. Additional deployment of 9 nos. of HCVs - engine complying BS-VI Norms (inbuilt SCR – Selective Catalytic Reduction and DPF – Diesel Particulate Filter) which assists in reducing air pollution and improving energy efficiency of engine.
3. 6 nos. High Speed Diesel fueled LCVs Replaced with CNG fueled LCVs during the year. Furthermore, 9 nos. LCVs shall be deployed/converted on CNG in next financial year.
4. Deployed 38 nos. of Type-III mobile cascades which includes 5 additional Type-III mobile cascades in FY 2022-23. It can transport average 95% more CNG quantity in the same RTKM as compare to Type-I/Conventional Mobile cascades, hence the transportation of CNG became more efficient and hassle free. Also, deployed 3 nos. Type-IV mobile cascades which includes 2 additional deployments in FY 2022-23. In addition to average 95 % more gas carrying capacity, it helps in improving vehicle mileage because of its lesser weight with compared to Type-I/Conventional Mobile cascades.
5. Total 66 numbers of conventional lights have been replaced with LED lights having 64% lesser wattage specifications with compared to conventional lights on 12 nos. CNG stations in BK GA and ensuring mandatory usage of LED lights only on all new upcoming CNG stations to reduce electricity consumption.
6. All CNG operators, LCV/HCV Drivers and Fillers have been provided Safety Training and Occupational Competency (STOC) training & HCV drivers have been trained under 'Defensive Driving Program' to perform safe CNG operation activities across all GAs with optimum usage of necessary resources maintaining safe working environment.
7. Electric vehicle (EV) charging facility has been made available on 2 CNG stations in BK GA to cater customers having Electrical vehicles and to promote usage of green fuel over conventional fuel used by customers.
8. With continued operation of LNG/LCNG facility in DGS GA, catering CNG & PNG customers with lesser overall sum of electricity consumption & transportation

cost per kg which also helps in reducing numbers of movement of gas carrying vehicles on roads.

**(ii) The steps taken by the company for utilizing alternate sources of energy:**

1. Erection of Solar plant having 3.123 MW DC capacity has been completed which shall compensate electricity consumption of 23 CNG stations in Banaskantha GA.
2. **The capital investment on energy conservation equipment:**

Rs. 13.68 Cr. towards erection (with material supply) & commissioning of 3.123 MW DC solar plant for the year ending March 31, 2023.

**B. TECHNOLOGY ABSORPTION**

**(i) The efforts made towards technology absorption:**

The dynamic business model of your Company ensures that we are abreast of the changing needs of our customers, with a focus on innovation and technology adaptation. Such technology adoptions have helped us in the improvement of the efficiency and accuracy of the systems, thereby leading to savings in operational costs.

Major efforts made towards the technology adoption in different segments of the Company are as follows:

**1. Compressed Natural Gas ("CNG") Segment:**

- a) Upgradation of all remaining Fill post and Decanting Post to ½" has been completed resulting in 13% Fast CNG filling in Mobile cascades as compared to conventional 3/8" size Fill post/Decanting Post at CNG stations which minimizes numbers of start-stop of compressor and reduced power consumption of Booster compressor.
- b) Commenced all mother station Fill post Automation with Radio Frequency Identification (RFID) technology that made value addition in the CNG Fill post operations over the conventional filling system in order to reduce the human error and to reduce hard paper usage for record keeping at CNG fill post area.
- c) Continued and completed Installation of DVR and NVR setup of Hikvision at total of 44 nos. CNG Stations of All GAs in phase-I & Phase-II to monitor the CNG operational area and forecourt area. Data collected from each site can be viewed through the **Hyper Multimedia monitoring server** in Master SCADA Control Room at Banaskantha & at redundant SCADA control room as well.
- d) With continued progress, total 59 CNG stations at all Geographical Areas have been integrated with SCADA (Supervisory Control And Data Acquisition) communication system to monitor and control CNG operational parameters till completion of FY 2022-23.
- e) All mobile cascade vehicles are being monitored through vehicle tracking system (VTS) which has enhanced vehicle movement tracking and brought in

optimum vehicle movement on roads reducing unnecessary extra RTKM. Hence it has assisted reducing unnecessary fuel consumption and pollution on roads.

- f) Complaint Management System (CMS) has been brought on cloud to log and track all complaints digitally. Hence CNG can be made available for maximum possible time period on all CNG stations through monitoring of complaints on CMS online portal which can also provide real time complaint status.

## **2. Piped Natural Gas (“PNG”) Segment:**

- a) The billing process in the PNG Domestic segment has become more cost efficient with full implementation of SPOT billing across all GAs, minimizing the cost of meter reading and billing as well as resulting in faster recovery of payments from customers.
- b) Integration of PNG domestic billing system with digital payment solutions such as Bharat BillPay, Bill Desk, Paytm, WhatsApp and dynamic QR code resulted in faster receipt of payment from customers and reduced manual cash collection and deposit process at IRMEL’s Customer Care Centres.
- c) Use of network simulation software “Gasworks” leverages in developing inhouse capability to design and upgrade gas pipeline network in an optimum way.
- d) Implementation of a Geographic Information System (GIS) helps in viewing the entire gas grid and associated assets on a single platform. The following modules have been incorporated in the GIS system to increase operational efficiency:
  - i. Preventive Maintenance Module (“PMM”) has been implemented for scheduling preventive maintenance plans as per predefined frequency. The module facilitates users to update the plan and monitor the performance.
  - ii. Incident reporting module has been implemented to report incidents on real-time basis. A mobile app is integrated with this module to facilitate users at the site to update the incident status. The module has features which provide users information regarding affected customers and gas assets and help them in the faster restoration of the gas supply. This module facilitates to manage incidents at the site in coordination with centralized control room, real-time analysis of active sites with third party activities (geo-tagging) and network surveillance to monitor health of assets.
- e) Gas Sales and Purchase Reporting module facilitates in preparation of the consolidated report of sales against the purchase quantity which helps users to monitor gas reconciliation of individual GA as well as across all GA. The module is integrated with email gateway so that the report can be shared through a system-generated email thereby minimizes human intervention.
- f) Industrial Automated Meter Reading (“AMR”) system has been implemented for automated logging and receipt of gas consumption and flow rate which facilitate user to access consolidated and individual industrial consumption.



The AMR system is integrated with email gateway to share the consumption report to users through system generated email at predefined time thereby reduced human intervention.

- g) Ultrasonic Flow meters with Electronic Volume Corrector ("EVC") cum data loggers has been installed in all DRS units to monitor critical parameters such as pressure, temperature, flow rate and consumption thereby leverages monitoring of gas grid performance. Users can access the data in report format through a web portal and utilize it in decision-making process to ensure uninterrupted gas supply to customer. This also facilitate in gas reconciliation of the DRS downstream network to keep a check on gas loss.

**(ii) The benefits derived like product improvement, cost reduction, product development and import substitution:**

- a) With the implementation of Centralized CCTV Monitoring System, Real-time surveillance of 24/7 is helpful in preventing theft of company asset and reduced security costs.
- b) In the GIS implementation phase, gas assets mapping in GIS was outsourced to IRMEL's GIS implementation partner. In order to improve operational efficiency and to facilitate the mapping of gas assets in GIS at the time of commissioning, a GIS integrated mobile application has been implemented which restricted outsourced services. Subsequently, network mapping has been majorly done through in-house team thereby contributed in cost reduction.
- c) The GIS system facilitates to share the network information to other utilities which allows them to trace the existing gas network in their work plan and take preventive measures while executing project work. This feature of GIS facilitates other utilities to identify gas networks which otherwise would have damaged the gas network contributing to revenue loss.
- d) Use of mobile app for incident logging and communication to concerned officials play a significant part as it allows operations team to be notified about the incident/emergency and respond promptly specifically in case of emergency/third party damages which would otherwise lead to prolonged gas supply stoppage or gas loss due to delay in response time and that would ultimately contribute in revenue loss.
- e) In the initial years of operation, a localized emergency number was provided in the individual area of operations where calls from customers or third party received and responded accordingly. This practice has limitation in logging the complaint/incident on real-time basis. With the implementation of GIS based incident reporting module (integrated with incident management mobile app) and centralized call centre with toll-free helpline numbers, the operator at centralized call centre receives call on toll-free number and log the incident in GIS. An incident notification is generated and received by designated officials/field staffs having incident mobile app installed in their mobile. The app facilitates the officials/field staffs to navigate and reach to incident location at shortest possible time and further update about the incident in mobile app. The mobile app also facilitates patrolman to log digging activity by

- third party which enables operations team to enforce preventive measures during digging/excavation.
- f) IRMEL performs preventive maintenance of gas assets as per the Annual Operations and Maintenance Plan with frequency in line with the requirement of PNGRB regulations as well as OEM recommendations. Initially, the AOMP has been executed and monitored through an excel sheet. With increase in gas assets and scattered area of operations, it was challenging to execute preventive maintenance plan using excel tracker. In order to execute the preventive maintenance plan efficiently, a preventive maintenance module has been developed and implemented using GIS platform. A system generated monthly preventive maintenance plan is generated on 1st of every month. The designated officials can update and close the activities once the PM has been completed. With implementation of GIS PM module, operations team can effectively execute and monitor the PM plan which will improve the gas assets performance and avoid revenue loss due to equipment breakdown.
- g) IRMEL receives natural gas from gas transportation company (GAIL, GSPL) at facility known as "City Gate Station (CGS)" wherein custody transfer of gas takes place from transporter's pipeline to IRMEL's CGD pipeline network. As a standard procedure, the gas received at CGS has to be reconciled against various point of sale (CNG stations, industrial, commercial and domestic consumers) on daily basis to keep a check on Lost & Unaccounted for Gas (LUAG). This procedure enables O&M team to take preventive actions to restrict LUAG within limits which otherwise may have led to gas loss and would have contributed in revenue loss. Previously, IRMEL's team used to prepare a report in Excel format "Gas Sale and Purchase Report" and share it with designated officials via email on daily basis. The report requires gas receipt and sale quantities from custody transfer metering at CGS as well as point of sales (CNG stations, industrial, commercial and domestic consumers). For industrial and CNG sales, earlier practice was manual readings taken by PNG & CNG O&M field staffs and shared through WhatsApp messenger as well as excel report. With scattered area of operations, increase in number of customers and CNG stations, manual readings became an exhaustive exercise demanding engagement of a greater number of manpower and resources. In addition, report compilation was also taking considerable amount of time due to delay in receipt of gas quantity data from all point of sale as well as entries through multiple data sources. Moreover, accessing historical gas sale and purchase data was possible only through email history which is also creating operational challenges. In order to overcome the challenges, IRMEL team has developed and implement automation in CNG and PNG Industrial consumers. Accordingly, SCADA system has been implemented in operations and automated metering of CNG stations and gradually all CNG stations covered in SCADA system which allows receipt of gas quantity from CNG point of sale in a timely manner without human intervention. Similarly, an automated metering system has been implemented in all industrial metering facility which enables auto receipt of industrial daily consumption and auto-email of an excel report of gas quantity of individual industrial customers. The AMR system also provides hourly flow rate pattern of industrial customers which enables operations team to keep a check on gas over drawl by customers.
- h) With implementation of SCADA in CNG and AMR in industrial consumers, receipt of data from point of sale has been streamlined. However, report

**Annexure - E**

compilation and historical data access still remain a challenge due to absence of database management system. IRMEL has implemented a Gas Sale and Purchase reporting module using GIS platform which facilitate to upload the gas purchase and receipt quantity in a predefined format. Once uploaded, the daily report is automatically generated and shared via email to designated officials. The GSPR module facilitate to access historical data also which is very helpful in future gas demand requirement assessment.

- i) Operator allocation modality from old model (Individual Operator allocation to each CNG compressor) has been switched over to new model (cluster based operator allocation along with SCADA implementation) to enhance better CNG operation utilizing optimum resources. It has reduced cost of CNG operation & maintenance drastically.

**(iii) In case of imported technology (imported during the last three years reckoned from the beginning of the financial year):** None

- a) the details of technology imported: NA  
b) the year of import: NA  
c) whether the technology has been fully absorbed: NA  
d) If not fully absorbed, areas where absorption has not taken place, and the reason thereof: NA

**(iv) Expenditure on R&D (Rs. In lacs):** Nil

**C. FOREIGN EXCHANGE EARNINGS AND OUTGO**

Particulars	(Amount in Crores)	
	2022-23	2021-22
Foreign Exchange earned	43.83	Nil
Foreign Exchange outgo (Including import of goods on CIF basis)	2.60	Nil

## **CORPORATE GOVERNANCE REPORT**

### **COMPANY'S PHILOSOPHY ON CORPORATE GOVERNANCE**

IRM Energy Limited ("IRMEL" / "the Company") believes that good Corporate Governance practices ensure ethical and efficient conduct of the affairs of the Company in a transparent manner and help in maximizing value for all the stakeholders like members, customers, employees, contractors, vendors, and the society at large. Good Corporate Governance practices help in building an environment of trust and confidence among all the constituents.

We believe that Corporate Governance is not just a destination, but a journey to constantly improve sustainable value creation. It is an upward-moving target that we collectively and constantly strive to achieve. Our multiple initiatives towards maintaining the highest standards of governance are detailed hereinafter.

The Corporate Governance framework of the Company is based on the following broad practices:

- a) Engaging a diverse and highly professional, experienced and competent Board of Directors, with versatile expertise in industry, finance, management and law.
- b) Deploying well defined governance structures that establishes checks and balances and delegates decision making to appropriate levels in the organization.
- c) Adoption and implementation of fair, transparent and robust systems, processes, policies and procedures.
- d) Making timely and requisite disclosures for dissemination of information to all its stakeholders.
- e) Having strong systems and processes to ensure full and timely compliance with all regulatory requirements.

The Company believes that sustainable and long-term growth of every stakeholder depends upon the judicious and effective use of available resources and consistent endeavor to achieve excellence in business along with participation in the growth of society, building of environmental balances and significant contribution in economic growth.

### **BOARD OF DIRECTORS**

The Board of Directors is the apex body overseeing the Company's overall functioning. It provides strategic direction, leadership, and guidance to the Company's management and also monitors the performance of the Company with the objective of creating long-term value for the Company's stakeholders.

### **Board Composition**

The Board composition is in conformity with the applicable provisions of the Companies Act, 2013, ("Act") and the Securities and Exchange Board of India (Listing Obligations and Disclosure Requirements) Regulations, 2015 ("SEBI Listing Regulations"), as amended from time to time. The Board of Directors of the Company is led by the Non-Executive Director designated as the Chairman. As on March 31, 2023, the Board of the Company comprises eight Directors out of which four Directors are Non-Executive Directors and four Directors are Non-executive Independent Directors. The Board has one woman Non-Executive Independent Director.

During the year under review, the following changes took place in the Directors:

- a) Mr. Vinod Jain (DIN: 08204721), Non-Executive Director, had resigned and ceased to be a Director of the Company from his position w.e.f. July 13, 2022.
- b) Mr. Chikmagalur Kalasheety Gopal (DIN: 08434324) was re-appointed as Independent Director for the second term of five consecutive years with effect from September 25, 2022 to September 24, 2027 by the members at the 7th Annual General Meeting held on August 23, 2022.
- c) Mr. Rabindra Nath Nayak (DIN: 02658070) was appointed as Additional Independent Director for the first term of five years effective from September 24, 2022, at the Meeting of the Board of Directors held on September 24, 2022. His appointment was regularized by the members at the Extra-Ordinary General Meeting held on October 07, 2022.

All Independent Directors have confirmed in accordance with Regulation 25(8) of the SEBI Listing Regulations that they meet the independence criteria as mentioned under Regulation 16(1)(b) of the SEBI Listing Regulations and Section 149 of the Act and the rules framed thereunder. Based on the disclosures received from all the Independent Directors, the Board is of the opinion that the Independent Directors fulfill the conditions of Independence as specified in the Act, the SEBI Listing Regulations and they are independent of the Management.

During FY 2022-23, the composition and categories of the Directors on the Board, their attendance at the last Annual General Meeting (AGM), and their Directorship(s), Committee Membership(s), or Chairpersonship(s) in other companies are provided below:

**Annexure - F**

Name of the Director	DIN	Category	Shareholding in the Company	Whether attended the last AGM	No. of Directorship(s) in other listed companies	Details of Committees <sup>(1)</sup>	
						Member	Chairperson
Mr. Maheswar Sahu	00034051	Chairman & Non-Executive Director	1,40,718 Equity shares	Yes	3	8	3
Dr. Rajiv Indravadan Modi	01394558	Non-Executive Director	-	No	0	1	0
Mr. Amitabha Banerjee	05152456	Non-Executive Director	-	Yes	0	1	0
Mr. Badri Narayan Mahapatra	02479848	Non-Executive Director	-	Yes	0	0	0
Mr. Vinod Jain <sup>(2)</sup>	08204721	Non-Executive Director	-	NA	0	0	0
Mr. Chikmagalur Kalasheety Gopal	08434324	Independent Director	-	No	1	4	3
Mr. Anand Mohan Tiwari	02986260	Independent Director	-	No	1	1	0
Mrs. Geeta Amit Goradia	00074343	Independent Director	-	No	2	3	0
Mr. Rabindra Nath Nayak <sup>(3)</sup>	02658070	Independent Director	-	NA	1	4	1

(1) Pertains to memberships/chairpersonships of the Audit Committee and Stakeholders Relationship Committee of the Company and other public companies as per Regulation 26(1)(b) of the SEBI Listing Regulations.

(2) Mr. Vinod Jain ceased to be Director w.e.f. July 13, 2022

(3) Mr. Rabindra Nath Nayak appointed as Independent Director w.e.f. September 24, 2022.

The names of the other listed companies where Directors of the Company hold directorship and their category of directorship as on March 31, 2023, are given below:

Sr. No.	Name of Directors	Name of other listed companies	Category of directorship
1.	Mr. Maheswar Sahu	Ambuja Cements Limited	Independent Director
		Diamond Power Infrastructure Limited	Independent Director
		Maruti Suzuki India Limited	Independent Director
2.	Mr. Chikmagalur Kalasheety Gopal	Astral Limited	Independent Director
3.	Mr. Anand Mohan Tiwari	Transpek Industry Limited	Independent Director
4.	Mrs. Geeta Amit Goradia	Transpek Industry Limited	Independent Director
		Panasonic Energy India Company Limited	Independent Director
5.	Mr. Rabindra Nath Nayak	Diamond Power Infrastructure Limited	Independent Director

**Details of Board Meetings**

The Board meets at regular intervals to discuss and decide on Company/business policies and strategies apart from other regular business matters. A calendar of Board/ Committee meetings for the year is prepared and circulated to the Directors well in advance to enable them to plan their schedule for effective participation in the meetings. The Board is updated on the discussions held at the Committee meetings and the recommendations made by various Committees.

The agenda is generally circulated a week prior to the date of the meeting and includes detailed notes on items to be discussed at the meeting to enable the Directors to take an informed decision. However, in case of urgency, the agenda is circulated on shorter notice as per the provisions of the Secretarial Standards on Meetings of the Board of Directors. The Company also provides the facility to the Directors to attend meetings of the Board and its Committees through Video/ Tele Conferencing mode.

During the year, eight meetings of the Board of Directors were convened. The intervening gap between two consecutive meetings was not more than one hundred and twenty days.

Name of Director	Date of Board Meeting								Total No. of Meetings attended
	19.05.22	22.07.22	24.09.22	07.11.22	08.12.22	21.12.22	03.02.23	22.03.23	
Mr. Maheswar Sahu	√	√	√	√	√	√	√	√	8/8
Dr. Rajiv I. Modi	√	√	√	√	√	√	√	√	8/8
Mr. Amitabha Banerjee	√	√	√	√	√	√	√	√	8/8
Mr. Vinod Jain*	×	-	-	-	-	-	-	-	0/1
Mr. Badri Mahapatra	√	√	√	√	√	√	√	√	8/8
Mr. Chikmagalur Kalasheety Gopal (ID)	√	√	√	√	√	√	√	√	8/8
Mr. Anand Mohan Tiwari (ID)	√	√	√	√	√	√	√	√	8/8
Mrs. Geeta Goradia (ID)	√	√	√	√	√	√	√	√	8/8
Mr. Rabindra Nath Nayak# (ID)	-	-	-	√	√	√	×	√	4/5

\*Mr. Vinod Jain ceased to be Director w.e.f. July 13, 2022

#Mr. Rabindra Nath Nayak appointed as Independent Director w.e.f. September 24, 2022.

**Inter-se Relationships among directors**

None of the directors are related to each other.

**Familiarisation Programme for Directors (including Independent Directors)**

As a practice, all new Directors (including Independent Directors) inducted to the Board are given a formal orientation. The Directors are usually encouraged to visit the geographical

areas where the company operates and interact with members of Senior Management as part of the induction programme. The Senior Management make presentations giving an overview of the Company's strategy, operations, products, markets, group structure, subsidiary and associates, the major risks, and risk management strategy. This enables the Directors to get a deep understanding of the Company, its people, values and culture and facilitates their active participation in overseeing the performance of the Management. The Company has adopted policy on Familiarisation Programme for Independent Directors, the details of the familiarisation programme of the Independent Directors are available on the website of the Company at the link: <https://www.irmenergy.com/>

### **Skills/expertise/competencies of the Board of Directors**

The list of core skills/ expertise/competencies as identified by the Board of Directors in the context of its business and sector for it to function effectively and those available with the Board are as under:

<b>Skills</b>	<b>Particulars</b>
Leadership	Ability to envision the future and prescribe a strategic goal for the Company, help the Company to identify possible road maps, inspire and motivate the strategy, approach, processes and other such key deliverables and mentor the leadership team to channelize its energy/efforts in appropriate direction.
Strategy and Planning	Ability to understand long-term trends, make strategic choices and experience in guiding and leading management teams to make decisions in uncertain environments.
Risk Management, Audit & Finance and Accounts	Ability to understand the various risks and ensure that appropriate policies and procedures are in place to effectively manage risk, in depth knowledge and skills in accounting, financial management, financial reporting processes, budgeting, audit, capital allocation, taxation, treasury operations.
Operations Management and Technology/ Innovation	Ability to understand emerging trends in product design and development, research, disruptions in technology and in business models.
Governance, Compliance and Regulatory Affairs	Ability to understand relevant laws, regulations, and regulatory frameworks applicable to the industry, designing compliance frameworks, conducting risk assessments, implementing controls, and ability to navigate complex ethical considerations in legal and regulatory compliance.
Global experience/ international exposure	Ability to have access to and understanding the business models of global corporations, as well as staying informed about developments in leading companies and assist the company in adapting to the local environment, understanding geopolitical dynamics, and building a network of contacts
Merger and Acquisitions	Ability to envision how combining two or more companies can achieve synergies, competitive advantages, and growth opportunities, assess the value of companies accurately, and understanding the impact of potential transactions



The mapping of the Skill Matrix for all Directors is as follows:

Name of Director	Skills						
	Leadership	Strategy and Planning	Risk Management, Audit & Finance and Accounts	Operations Project Management and Technology / Innovation	Governance, Legal Compliance and Regulatory Affairs	Global experience/ international exposure	Merger and Acquisitions
Mr. Maheswar Sahu	✓	✓	✓	✓	✓	✓	✓
Dr. Rajiv I. Modi	✓	✓	✓	✓	✓	✓	✓
Mr. Amitabha Banerjee	✓	✓	✓	✓	✓	✓	-
Mr. Badri Mahapatra	✓	✓	-	✓	✓	✓	-
Mr. Chikmagalur Kalasheety Gopal	✓	✓	✓	✓	✓	✓	-
Mr. Anand Mohan Tiwari	✓	✓	✓	✓	✓	✓	✓
Mrs. Geeta Goradia	✓	✓	✓	✓	✓	✓	-
Mr. Rabindra Nath Nayak	✓	✓	✓	✓	✓	✓	✓

## COMMITTEES OF THE BOARD

### - **AUDIT COMMITTEE:**

The Board has constituted the Audit Committee to review internal controls and audit findings, review of financial statements, and appointment of auditors amongst other responsibilities as contained in the Terms of Reference. The Composition and terms of reference of the Audit Committee satisfy the requirement of Section 177 of the Act and Regulation 18 of SEBI (Listing Obligations and Disclosure Requirements) Regulations, 2015.

#### **Terms of Reference:**

The following revised terms of reference of the Audit Committee were adopted by the Board at its meeting held on September 24, 2022:

1. Overseeing the Company's financial reporting process and disclosure of its financial information to ensure that its financial statements are correct, sufficient and credible;
2. Recommending to the Board the appointment, re-appointment, replacement, remuneration and terms of appointment of the statutory auditor and the fixation of the audit fee of the Company;
3. Reviewing and monitoring the statutory auditor's independence and performance, and effectiveness of audit process;
4. Approving payments to statutory auditors for any other services rendered by the statutory auditors;

5. Formulating a policy on related party transactions, which shall include materiality of related party transactions
6. Reviewing, with the management, the annual financial statements and auditor's report thereon before submission to the Board for approval, with particular reference to:
  - (a) Matters required to be included in the Director's Responsibility Statement to be included in the Board's report in terms of clause (c) of sub-section 3 of Section 134 of the Companies Act;
  - (b) Changes, if any, in accounting policies and practices and reasons for the same;
  - (c) Major accounting entries involving estimates based on the exercise of judgment by management;
  - (d) Significant adjustments made in the financial statements arising out of audit findings;
  - (e) Compliance with listing and other legal requirements relating to financial statements;
  - (f) Disclosure of any related party transactions; and
  - (g) Modified opinion(s) in the draft audit report.
7. Reviewing, with the management, the quarterly, half-yearly and annual financial statements before submission to the Board for approval;
8. Reviewing, with the management, the statement of uses/ application of funds raised through an issue (public issue, rights issue, preferential issue, etc.), the statement of funds utilised for purposes other than those stated in the offer document/ prospectus/ notice and the report submitted by the monitoring agency monitoring the utilisation of proceeds of a public or rights issue, and making appropriate recommendations to the Board to take up steps in this matter. This also includes monitoring the use/application of the funds raised through the proposed initial public offer by the Company;
9. Approval or any subsequent modifications of transactions of the Company with related parties and omnibus approval for related party transactions proposed to be entered into by the Company, subject to the conditions as may be prescribed  
*Explanation: The term "related party transactions" shall have the same meaning as provided in Clause 2(zc) of the SEBI Listing Regulations and/or the applicable Accounting Standards and/or the Companies Act, 2013;*
10. Reviewing, at least on a quarterly basis, the details of the related party transactions entered into by the Company pursuant to each of the omnibus approvals given;
11. Scrutinising of inter-corporate loans and investments;
12. Valuation of undertakings or assets of the Company, wherever it is necessary;
13. Evaluating of internal financial controls and risk management systems;
14. Establishing a vigil mechanism for directors and employees to report their genuine concerns or grievances, with the chairman of the Audit Committee directly hearing grievances of victimization of employees and directors, who used vigil mechanism to report genuine concerns in appropriate and exceptional cases;
15. Reviewing, with the management, the performance of statutory and internal auditors, and adequacy of the internal control systems;

16. Reviewing the adequacy of internal audit function if any, including the structure of the internal audit department, staffing and seniority of the official heading the department, reporting structure coverage and frequency of internal audit;
17. Discussing with internal auditors on any significant findings and follow up thereon;
18. Reviewing the findings of any internal investigations by the internal auditors into matters where there is suspected fraud or irregularity or a failure of internal control systems of a material nature and reporting the matter to the Board;
19. Discussing with statutory auditors before the audit commences, about the nature and scope of audit as well as post-audit discussion to ascertain any area of concern;
20. Recommending to the board of directors the appointment and removal of the external auditor, fixation of audit fees and approval for payment for any other services;
21. Looking into the reasons for substantial defaults in the payment to the depositors, debenture holders, shareholders (in case of non-payment of declared dividends) and creditors;
22. Reviewing the functioning of the whistle blower mechanism;
23. Approving the appointment of the chief financial officer or any other person heading the finance function or discharging that function after assessing the qualifications, experience and background, etc. of the candidate;
24. Monitoring the end use of funds raised through public offers and related matters;
25. Overseeing the vigil mechanism established by the Company, with the chairman of the Audit Committee directly hearing grievances of victimization of employees and directors, who used vigil mechanism to report genuine concerns in appropriate and exceptional cases;
26. Carrying out any other function as is mentioned in the terms of reference of the Audit Committee and any other terms of reference as may be decided by the Board and/or specified/provided under the Companies Act, the Listing Regulations or by any other regulatory authority;
27. Reviewing the utilization of loans and/ or advances from/investment by the holding company in any subsidiary exceeding rupees 100 crore or 10% of the asset size of the subsidiary, whichever is lower including existing loans / advances / investments existing as per applicable law;
28. Formulating a policy on related party transactions, which shall include materiality of related party transactions;
29. Recommending to the board of directors the appointment and removal of the external auditor, fixation of audit fees and approval for payment for any other services; and
30. Consider and comment on rationale, cost benefits and impact of schemes involving merger, demerger, amalgamation etc., on the listed entity and its shareholders.
31. To formulate, review and make recommendations to the Board to amend the Terms of Reference of Audit Committee from time to time;
32. Carrying out any other functions required to be carried out by the Audit Committee as contained in the SEBI Listing Regulations or any other applicable law, as and when amended from time to time.

***Powers of the Audit Committee***

The powers of the Audit Committee shall include the following:

1. To investigate any activity within its terms of reference;

2. To seek information from any employee;
3. To obtain outside legal or other professional advice; and
4. To secure the attendance of outsiders with relevant expertise if it considers necessary;
5. Such other powers as may be prescribed under the Companies Act and SEBI Listing Regulations.

**Reviewing Powers**

The Audit Committee shall mandatorily review the following information:

1. Management's discussion and analysis of the financial condition and results of operations;
2. Management letters/letters of internal control weaknesses issued by the statutory auditors;
3. Internal audit reports relating to internal control weaknesses;
4. The appointment, removal, and terms of remuneration of the chief internal auditor shall be subject to review by the audit committee; and
5. Statement of deviations:
  - (i) quarterly statement of deviation(s) including a report of monitoring agency, if applicable, submitted to stock exchange(s) in terms of the Listing Regulations; and
  - (ii) annual statement of funds utilized for purposes other than those stated in the document/prospectus/notice in terms of the Listing Regulations.
6. Review the financial statements, in particular, the investments made by any unlisted subsidiary.

**Meetings, attendance, and Composition of Audit Committee**

During the year under review, Audit Committee met 6 times i.e., on May 16, 2022, September 24, 2022, November 07, 2022, December 08, 2022, February 03, 2023 and March 22, 2023. The details of attendance of the Audit Committee members at the meetings held during the year are given below:

Sr. No.	Name of Members	Category	No. of Meetings	
			Held during the tenure	Attended
1.	Mr. Chikmagalur Kalasheety Gopal (Chairman)	Independent Director	6	6
2.	Mr. Anand Mohan Tiwari	Independent Director	6	6
3.	Mr. Maheswar Sahu	Non-Executive Director	6	6

**NOMINATION & REMUNERATION COMMITTEE**

The Board has constituted the Nomination & Remuneration Committee to recommend the recruitments of MDs, WTDs, Independent Directors, and KMPs, as & when applicable to the Company and to do all the acts pursuant to provisions of Section 178 as per the

Companies Act, 2013. The Composition and terms of reference of the Nomination & Remuneration Committee satisfy the requirement of Section 178 of the Act and Regulation 19 of SEBI (Listing Obligations and Disclosure Requirements) Regulations, 2015.

**Terms of Reference:**

The following revised terms of reference of the Nomination & Remuneration Committee were adopted by the Board at its meeting held on September 24, 2022:

1. Formulating the criteria for determining qualifications, positive attributes, and independence of a director and recommending to the Board a policy, relating to the remuneration of the directors, key managerial personnel, and other employees; The Nomination and Remuneration Committee, while formulating the above policy, should ensure that:
  - i. the level and composition of remuneration be reasonable and sufficient to attract, retain and motivate directors of the quality required to run the Company successfully;
  - ii. relationship of remuneration to performance is clear and meets appropriate performance benchmarks; and
  - iii. remuneration to directors, key managerial personnel, and senior management involves a balance between fixed and incentive pay reflecting short and long term performance objectives appropriate to the working of the Company and its goals;
2. For every appointment of an independent director, the Nomination and Remuneration Committee shall evaluate the balance of skills, knowledge, and experience on the Board and on the basis of such evaluation, prepare a description of the role and capabilities required of an independent director. The person recommended to the Board for appointment as an independent director shall have the capabilities identified in such description. For the purpose of identifying suitable candidates, the Committee may:
  - i. use the services of external agencies, if required;
  - ii. consider candidates from a wide range of backgrounds, having due regard to diversity; and
  - iii. consider the time commitments of the candidates
3. Formulating of criteria for evaluation of the performance of the independent directors and the Board;
4. Devising a policy on Board diversity;
5. Identifying persons who qualify to become directors or who may be appointed in senior management in accordance with the criteria laid down, recommending to the Board their appointment and removal, and carrying out evaluations of every director's performance of Board, its committees and individual directors to be carried out either by the Board, by the Nomination and Remuneration Committee or by an independent external agency and review its implementation and compliance;
6. Determining whether to extend or continue the term of appointment of the independent director, on the basis of the report of performance evaluation of independent directors;

7. Carrying out any other functions required to be carried out by the Nomination and Remuneration Committee as contained in the SEBI Listing Regulations or any other applicable law, as and when amended from time to time;
8. Analysing, monitoring and reviewing various human resource and compensation matters;
9. Deciding whether to extend or continue the term of appointment of the independent director, on the basis of the report of performance evaluation of independent directors;
10. Determining the company's policy on specific remuneration packages for executive directors including pension rights and any compensation payment, and determining remuneration packages of such directors;
11. Determining compensation levels payable to the senior management personnel and other staff (as deemed necessary), which shall be market-related, usually consisting of a fixed and variable component;
12. Reviewing and approving compensation strategy from time to time in the context of the then current Indian market in accordance with applicable laws;
13. Performing such functions as are required to be performed by the compensation committee under the Securities and Exchange Board of India (Share Based Employee Benefits and Sweat Equity) Regulations, 2021, as amended;
14. Framing suitable policies and systems to ensure that there is no violation, by an employee of any applicable laws in India or overseas, including:
  - (i) the Securities and Exchange Board of India (Prohibition of Insider Trading) Regulations, 2015, as amended; or
  - (ii) the Securities and Exchange Board of India (Prohibition of Fraudulent and Unfair Trade Practices relating to the Securities Market) Regulations, 2003, as amended.
15. Performing such other activities as may be delegated by the Board and/or specified/provided under the Companies Act, the Listing Regulations or by any other regulatory authority; and
16. Recommend to the Board, all remuneration, in whatever form, payable to senior management and other staff, as deemed necessary.

**Meetings, attendance, and Composition of Nomination & Remuneration Committee:**

During the year under review, the Nomination & Remuneration Committee met 3 times i.e., on May 16, 2022; June 25, 2022, and September 24, 2022. The details of attendance of the Nomination & Remuneration Committee members at the meetings held during the year are given below:

Sr. No.	Name of Members	Category	No. of Meetings	
			Held during the tenure	Attended
1.	Mr. Anand Mohan Tiwari (Chairman)	Independent Director	3	3
2.	Mr. Chikmagalur Kalasheety Gopal	Independent Director	3	3
3.	Mr. Maheswar Sahu	Non-Executive Director	3	3

**Performance Evaluation:**

The Board adopted a formal mechanism for evaluating its performance as well as that of its Committees and Individual Directors, including the Chairman of the Board. The exercise was carried out through a structured evaluation process covering various aspects of the Board's functioning.

- **CORPORATE SOCIAL RESPONSIBILITY COMMITTEE:**

The Board has constituted the Corporate Social Responsibility (CSR) Committee to formulate CSR policy, review and recommend to the Board amount of expenditure to be incurred on the CSR activities. The Composition and terms of reference of the CSR Committee satisfy the requirement of Section 135 of the Act read with rules made thereunder.

**Terms of Reference:**

The following revised terms of reference of the Corporate Social Responsibility Committee were adopted by the Board at its meeting held on September 24, 2022:

1. To formulate and recommend to the Board of Directors, the CSR Policy, indicating the CSR activities to be undertaken as specified in Schedule VII of the Companies Act, 2013, as amended;
2. formulate and recommend an annual action plan in pursuance of its Corporate Social Responsibility Policy which shall list the projects or programmes undertaken, manner of execution of such projects, modalities of utilisation of funds, monitoring and reporting mechanism for the projects;
3. identify corporate social responsibility policy partners and corporate social responsibility policy programmes;
4. delegate responsibilities to the corporate social responsibility team and supervise proper execution of all delegated responsibilities;
5. review and monitor the implementation of corporate social responsibility programmes and issuing necessary directions as required for proper implementation and timely completion of corporate social responsibility programmes;
6. To recommend the amount of expenditure to be incurred on the CSR activities, at least two per cent. of the average net profits of the company made during the three immediately preceding financial years or where the company has not completed the period of three financial years since its incorporation, during such immediately preceding financial years, in pursuance of its Corporate Social Responsibility Policy;
7. To monitor the CSR Policy and its implementation by the Company from time to time;
8. To perform such other functions or responsibilities and exercise such other powers as may be conferred upon the CSR Committee in terms of the provisions of Section 135 of the Companies Act, 2013, as amended and the rules framed thereunder.

**Meetings, attendance, and Composition of Corporate Social Responsibility Committee:**

During the year under review, the Corporate Social Responsibility Committee met 2 times i.e., on May 16, 2022, and January 18, 2023. The details of attendance of the Corporate Social Responsibility Committee members at the meetings held during the year are given below:

Sr. No.	Name of Members	Category	No. of Meetings	
			Held during the tenure	Attended
1.	Mr. Maheswar Sahu (Chairman)	Non-Executive Director	2	2
2.	Mr. Vinod Jain <sup>1</sup>	Non-Executive Director	1	1
3.	Mr. Chikmagalur Kalasheety Gopal	Independent Director	2	2
4.	Mrs. Geeta Goradia <sup>2</sup>	Independent Director	1	1
5.	Mr. Amitabha Banerjee <sup>3</sup>	Non-Executive Director	1	0

1. Mr. Vinod Jain ceased to be member w.e.f. July 13, 2022.

2. Mrs. Geeta Goradia appointed as a member of the Committee w.e.f. July 22, 2022.

3. Mr. Amitabha Banerjee appointed as a member of Committee w.e.f. September 24, 2022.

The CSR policy is available on the Company's website [www.irmenergy.com](http://www.irmenergy.com) as required under the provisions of Section 135 of the Companies Act, 2013 and Rule 9 of Companies (Corporate Social Responsibility Policy) Rules, 2014.

**- STAKEHOLDERS RELATIONSHIP COMMITTEE:**

The Board has constituted the Stakeholders' Relationship Committee of the Board pursuant to the resolution of the Board dated September 24, 2022, for redressing the shareholder/investor complaints and grievances, as per the provisions of Section 178 of the Companies Act, 2013. The Composition and terms of reference of the Stakeholders Relationship Committee satisfy the requirement of Section 178 of the Act and Regulation 20 of SEBI (Listing Obligations and Disclosure Requirements) Regulations, 2015.

**Terms of Reference:**

The following terms of reference of the Stakeholders Relationship Committee were adopted by the Board at its meeting held on September 24, 2022:

1. Consider and resolve grievances of security holders of the Company, including complaints related to transfer/transmission of shares non-receipt of share certificates and review of cases for refusal of transfer/transmission of shares and debentures, dematerialisation and re-materialisation of shares, non-receipt of balance sheet, non-receipt of annual report, non-receipt of declared dividends, issue of new/duplicate certificates, general meetings, etc.;



**Annexure - F**

2. Review of measures taken for the effective exercise of voting rights by shareholders. Review of adherence to the service standards adopted by the Company in respect of various services being rendered by the Registrar and Share Transfer Agent;
3. Considering and specifically looking into various aspects of interest of shareholders, debenture holders and other security holders;
4. Investigating complaints relating to allotment of shares, approval of transfer or transmission of shares, debentures or any other securities;
5. Review of the various measures and initiatives taken by the Company for reducing the quantum of unclaimed dividends and ensuring timely receipt of dividend warrants/annual reports/statutory notices by the shareholders of the Company;
6. Formulation of procedures in line with the statutory guidelines to ensure speedy disposal of various requests received from shareholders from time to time;
7. To approve, register, refuse to register transfer or transmission of shares and other securities and debentures, dematerialization of shares and re-materialization of shares, split, and issue of duplicate/consolidated share certificates, compliance with all the requirements related to shares, debentures, and other securities from time to time;
8. To sub-divide, consolidate, and or replace any share or other securities certificate(s) of the Company;
9. Allotment and listing of shares;
10. To authorize affixation of the common seal of the Company;
11. To issue duplicate share or other security(ies) certificate(s) in lieu of the original share/security(ies) certificate(s) of the Company;
12. To approve the transmission of shares or other securities arising as a result of death of the sole/any joint shareholder;
13. To dematerialize or rematerialize the issued shares;
14. Ensure proper and timely attendance and redressal of investor queries and grievances;
15. Carrying out any other functions contained in the Companies Act, 2013 and/or equity listing agreements (if applicable), as and when amended from time to time; and
16. To further delegate all or any of the power to any other employee(s), officer(s), representative(s), consultant(s), professional(s), or agent(s).

**Meetings, attendance, and Composition of Stakeholders Relationship Committee:**

During the year under review, no meeting of the Committee was held. The details of the composition of the Stakeholders Relationship Committee are given below:

<b>Sr. No.</b>	<b>Name of Members</b>	<b>Category</b>
1.	Mr. Maheswar Sahu (Chairman)	Non-Executive Director
2.	Mr. Chikmagalur Kalasheety Gopal	Independent Director
3.	Mrs. Geeta Goradia	Independent Director
4.	Mr. Amitabha Banerjee	Non-Executive Director

Ms. Shikha Jain, Company Secretary and Compliance Officer of the Company acts as a Secretary to the Committee.

#### **Nature of Complaints and Redressal Status**

During the financial year, there was no investor complaint pending or unattended.

#### **- RISK MANAGEMENT COMMITTEE:**

The Board has also constituted a Risk Management Committee of the Board voluntarily on September 24, 2022, to frame, implement and actively monitor and review the risk management plan and ensure its effectiveness.

#### **Terms of Reference:**

The following terms of reference of the Risk Management Committee were adopted by the Board at its meeting held on September 24, 2022:

- (1) To formulate a detailed risk management policy which shall include:
  - a) A framework for identification of internal and external risks specifically faced by the listed entity, in particular including financial, operational, sectoral, sustainability (particularly, ESG related risks), information, cyber security risks or any other risk as may be determined by the Committee.
  - b) Measures for risk mitigation including systems and processes for internal control of identified risks.
  - c) Business continuity plan.
- (2) To ensure that appropriate methodology, processes and systems are in place to monitor and evaluate risks associated with the business of the Company;
- (3) To monitor and oversee implementation of the risk management policy, including evaluating the adequacy of risk management systems;
- (4) To periodically review the risk management policy, at least once in two years, including by considering the changing industry dynamics and evolving complexity;
- (5) To keep the board of directors informed about the nature and content of its discussions, recommendations and actions to be taken;
- (6) The appointment, removal and terms of remuneration of the Chief Risk Officer (if any) shall be subject to review by the Risk Management Committee;
- (7) To approve major decisions affecting the risk profile or exposure and give appropriate directions.

#### **Meetings, attendance, and Composition of Risk Management Committee:**

During the year under review, Risk Management Committee met once i.e., on March 22, 2023. The details of attendance of the Risk Management Committee members at the meetings held during the year are given below:

Sr. No.	Name of Members	Category	No. of Meetings	
			Held during the tenure	Attended
1.	Mr. Rabindra Nath Nayak (Chairman)	Independent Director	1	1
2.	Mr. Anand Mohan Tiwari	Independent Director	1	1
3.	Mr. Chikmagalur Kalasheety Gopal	Independent Director	1	1
4.	Mr. Maheswar Sahu	Non-Executive Director	1	1

## REMUNERATION OF DIRECTORS

### Nomination and Remuneration Policy

The Company has formulated and adopted a Nomination and Remuneration Policy in accordance with the provisions of the Companies Act, 2013 read with the Rules issued thereunder. This Policy is available on the website of the Company i.e., [www.irmenergy.com](http://www.irmenergy.com).

### Details of Remuneration to Non-Executive Directors

#### - Sitting Fees

The Non-Executive Director and Non-Executive Independent Director are entitled to sitting fees for attending the meetings of the Board of Directors and Committees thereof. Sitting fees paid to these Directors are within the prescribed limits under the Act, and as determined by the Board of Directors from time to time.

#### - Commission

The Shareholders at Extra-ordinary General Meeting held on November 16, 2022, approved the payment of commission @1% of the net profits of the Company to Mr. Maheswar Sahu, Chairman and Non-Executive Director of the Company for FY 2022-23.

- Details of Remuneration paid to Directors during the FY 2022-23 are given below:

(Amount in Rs. Lakhs)

Sr. No.	Directors	Sitting Fees	Commission	Total
<b>Non-Executive Director</b>				
1.	Mr. Maheswar Sahu	13.20	151.02	164.22
2.	Mr. Amitabha Banerjee	0.80	-	0.80
3.	Mr. Badri Narayan Mahapatra	5.60	-	5.60
<b>Non-Executive Independent Director</b>				
4.	Mr. Chikmagalur Kalasheety Gopal	11.20	-	11.20
5.	Mr. Anand Mohan Tiwari	10.00	-	10.00
6.	Mrs. Geeta Goradia	5.20	-	5.20
7.	Mr. Rabindra Nath Nayak	2.80	-	2.80

Notes-

1. No sitting fee was paid to Dr. Rajiv I Modi, Non-Executive Director, during the financial year 2022-23.

**Annexure - F**

2. No sitting fee was paid to Mr. Amitabha Banerjee, Non-Executive Director, for attending the meetings of the Board of Directors and its Committees except for the IPO Committee during the financial year 2022-23.
3. Except for the sitting fees to the Non-executive Directors and commission to the Non-Executive Chairman, there was no pecuniary relationship or transaction between the Company and any of its directors.
4. The Company has not granted any stock options to any of its Non-Executive Directors and Non-Executive Independent Directors.
5. There is no notice period and provision for payment of severance fees.

During the year under review, none of the Directors hold equity shares of the Company except for Mr. Maheswar Sahu, Chairman and Non-Executive Director of the Company, who holds 1,40,718 Equity Shares of the Company.

**GENERAL BODY MEETINGS**

**A) Annual General Meeting (AGM)**

Details of date, time and location of Annual General Meetings held during previous three years and special resolutions passed thereat are as follows:

<b>Financial Year</b>	<b>Date</b>	<b>Time</b>	<b>Location</b>	<b>Special Resolution Passed</b>
2021-22	August 23, 2022	11:00 AM	4 <sup>th</sup> Floor, Block 8, Magnet Corporate Park, Nr. Sola Bridge, S. G. Highway, Ahmedabad 380054	1. Re-appointment of Mr. Chikmagalur Kalasheety Gopal as an Independent Director of the Company for the second term of five consecutive years
2020-21	September 24, 2021	11:30 AM	4 <sup>th</sup> Floor, Block 8, Magnet Corporate Park, Nr. Sola Bridge, S. G. Highway, Ahmedabad 380054	None
2019-20*	September 19, 2020	05:30 PM	Through Video Conference (VC)/ Other Audio-Visual Means (OAVM)	1. Extension of redemption of period of 10% Redeemable Preference Shares allotted on March 03, 2017

\* In accordance with the Ministry of Corporate Affairs, ("MCA") General Circulars Nos. 14/2020 dated April 8, 2020, 17/2020 dated April 13, 2020, 20/2020 dated May 5, 2020, respectively, ("the MCA Circulars") the Annual General Meeting ("AGM") was held without the physical presence of the Members at a common venue and Members attended and participate in the AGM through VC/OAVM.

**B) Whether any special resolution passed last year through postal ballot – NA**

**C) Whether any resolution is proposed to be conducted through postal ballot –**

No resolution is proposed for approval of the members by way of Postal Ballot as on the date of this report.

#### **MEANS OF COMMUNICATION**

The Annual Report containing, inter-alia, Audited Annual Financial Statements, Consolidated Financial Statements, Board's Report and other important information is circulated to the Members and others entitled thereto. The Annual Report for Financial Year 2022-23 will be available on the website of the Company at <https://www.irmenergy.com/>.

All information that are required to be disseminated by the Company in terms of SEBI Listing Regulations, 2015, are uploaded on the website of the Company.

#### **GENERAL SHAREHOLDER INFORMATION**

##### **A. Company Registration Details**

The Corporate Identification Number (CIN) allotted by the Ministry of Corporate Affairs (MCA) is U40100GJ2015PLC085213.

##### **B. Annual General Meeting**

<b>Date</b>	July 31, 2023
<b>Venue</b>	Through Video Conference/ Other Audio Visual Means
<b>Time</b>	11:00 AM IST

**C. Financial Year:** April to March

##### **D. Dividend Payment Date**

The Company has fixed June 02, 2023 as the 'Record Date' for the final dividend. If approved by the shareholders at the AGM, the date of payment of the dividend would be within 30 days from the date of the AGM.

##### **E. Listing Details**

As on March 31, 2023, none of the securities of the Company are listed on any stock exchanges. However, the Company had filed a Draft Red Herring Prospectus (DRHP) with the SEBI and obtained its approval for Initial Public Offer (IPO).

##### **F. Registrar to an Issue and Share Transfer Agents**

M/s. Link Intime India Private Limited  
C-101, 247 Park, Lal Bahadur Shastri Marg,  
Vikhroli (West), Mumbai – 400083  
Tel: +91 22 4918 6000  
Website: [www.linkintime.co.in](http://www.linkintime.co.in)

**G. Share Transfer System**

Share Transfer requests, if any, are processed in accordance with the provisions of the Companies Act, 2013 and the rules made thereunder.

**H. Distribution of Shareholding**

Equity Shareholding Pattern of the Company as on March 31, 2023:

Category	Category of Shareholders	No. of Shareholders	No. of fully paid-up Equity Shares held	Percentage (%)
(A)	Promoter and Promoter Group	2	2,05,58,773	67.94
(B)	Public	9	97,00,904	31.06
(C)	Non-Promoter - Non-Public	-	-	-
(C1)	Shares underlying depository receipts	-	-	-
(C2)	Shares Held by Employee Trust	-	-	-
<b>Total (A+B+C)</b>		<b>11</b>	<b>3,02,59,677</b>	<b>100</b>

**I. Dematerialization of Shares and Liquidity**

All the equity shares and preference shares of the Company are held in demat form.

**J. Outstanding GDR/ADR/ warrants/ any convertible instruments**

The Company has not issued any GDR/ADR/Warrants or any convertible instruments in the past and hence, as on March 31, 2023, the Company does not have any outstanding GDR/ADR/Warrants or any convertible instruments.

**K. Commodity Price Risk/ Foreign Exchange Risk and Hedging**

We are indirectly exposed to foreign exchange risk arising from foreign currency transactions, primarily with respect to the USD as the purchase prices of gas are typically designated in USD. The Company has a robust framework in place to protect the Company's interests from risks arising out of market volatility. The Risk Management Committee, based on market intelligence and continuous monitoring, advises the Management on appropriate strategy to deal with such market volatility.

**L. Plant Location**

1. City Gas Station and Mother Station:

- a. Survey No. 527, Jagana Village, Palanpur Taluka, Banaskantha District, Gujarat- 385001
- b. Plot A-8, Focal Point Mandi Gobindgarh, Amlah Tehsil, Fatehgarh Sahib District, Punjab- 147301
- c. Survey No. 254/P2/P2, Judvadali Village, Una Taluka, Gir Somnath District, Gujarat- 362560

2. LCNG Station

- a. Survey No- 560/p, Veraval-Talala Cross roads, Veraval Bypass, Veraval, Gir-Somnath District, Gujarat -362265

**M. Address for correspondence**

**Ms. Shikha Jain**

Company Secretary & Compliance Officer

IRM Energy Limited

4th Floor, Block 8, Magnet Corporate Park,

Nr. Sola Bridge, S. G. Highway,

Ahmedabad 380054 Gujarat

**Tel:** +91 7949031500

**E-mail:** [investor.relations@irmenergy.com](mailto:investor.relations@irmenergy.com)

**N. Credit Rating**

<b>Rating Agency</b>	<b>Rating</b>	<b>Outlook</b>
CRISIL Ratings Limited	A+	Stable
India Ratings and Research Private Limited	A+	Stable

**OTHER DISCLOSURES**

- a. There was no materially significant transaction with the related parties during the financial year that may have potential conflict with the interests of the Company. Necessary disclosures as required under the Accounting Standards have been made in the Financial Statements. The Board of Directors of the Company has approved the Policy on materiality and dealing with Related Party Transactions on September 24, 2022, and the same is available on the website of the Company at <https://www.irmenergy.com/>.
- b. As the Company is not listed, there was no non-compliance on any matter related to capital markets, during the last three years.
- c. The Company has adopted a Whistle Blower Policy and has established a necessary Vigil Mechanism for Directors and employees to report concerns about any unethical behaviour. No person has been denied access to the Chairman of the Audit Committee. The said policy has also been disclosed on the website of the Company - <https://www.irmenergy.com/>.
- d. The Company has complied with all applicable mandatory requirements of Listing Regulations, to the extent applicable.
- e. Total fees for all services paid by the Company and its subsidiary, on a consolidated basis, to the statutory auditor - M/s Mukesh M. Shah & Co., Chartered Accountants, are given below:

(Amount in Lakhs)

<b>Payment to Statutory Auditor</b>	<b>FY 2022-23</b>
Audit Fees – Statutory and Tax (incl GST)	17.10
Out of pocket expense (Certification and other reimbursements included in Legal and Professional Charges and IPO Expenses (incl GST)	42.00
<b>Total</b>	<b>59.10</b>

- f. The disclosure regarding the complaints of sexual harassment is given in the Director's Report forming part of this Annual Report.
- g. The details of loans and advances in the nature of loans to firms/companies in which Directors are interested, forms part of notes to the financial statements.
- h. A policy for determining Material Subsidiaries has been formulated in compliance with the requirements of the Listing Regulations. This policy has been uploaded on the website of the Company – <https://www.irmenergy.com/>
- i. The Company has also adopted the discretionary requirement as provided in the Listing Regulations of Reporting of the internal auditor of the Company directly to the Audit Committee.

#### **EQUITY SHARES IN THE SUSPENSE ACCOUNT**

The provision of Schedule V read with Schedule VI, Regulation 34(3), 53(f) and 39(4) of the SEBI Listing Regulations are not applicable.



## INDEPENDENT AUDITOR'S REPORT

To the Members of IRM Energy Limited

### Report on the Audit of the Standalone Financial Statements

#### Opinion

We have audited the financial statements of **IRM Energy Limited** ("the Company"), which comprise the balance sheet as at 31<sup>st</sup> March 2023, the statement of Profit and Loss (including other comprehensive income), the statement of changes in equity and the statement of cash flows for the year then ended, and notes to the financial statements, including a summary of significant accounting policies and other explanatory information.

In our opinion and to the best of our information and according to the explanations given to us, the aforesaid standalone financial statements give the information required by the Companies Act, 2013 ("the Act") in the manner so required and give a true and fair view in conformity with the Indian Accounting Standards prescribed under section 133 of the Act read with the Companies (Indian Accounting Standards) Rules, 2015, as amended, ('Ind AS') and other accounting principles generally accepted in India, of the state of affairs of the Company as at 31st March, 2023, and profit and other comprehensive income, changes in equity and its cash flows for the year ended on that date.

#### Basis for Opinion

We conducted our audit in accordance with the Standards on Auditing (SAs) specified under section 143(10) of the Act. Our responsibilities under those Standards are further described in the Auditor's Responsibilities for the Audit of the Standalone Financial Statements section of our report. We are independent of the Company in accordance with the Code of Ethics issued by the Institute of Chartered Accountants of India together with the ethical requirements that are relevant to our audit of the financial statements under the provisions of the Act and the Rules thereunder, and we have fulfilled our other ethical responsibilities in accordance with these requirements and the Code of Ethics. We believe that the audit evidence we have obtained is sufficient and appropriate to provide a basis for our opinion.

#### Information Other than the Standalone Financial Statements and Auditor's Report Thereon

The Company's Board of Directors is responsible for the other information. The other information comprises the information included in the Board's Report and Other Relevant Information contained therein, but does not include the standalone financial statements and our auditor's report thereon.

Our opinion on the standalone financial statements does not cover the other information and we do not express any form of assurance conclusion thereon.

In connection with our audit of the standalone financial statements, our responsibility is to read the other information and, in doing so, consider whether the other information is materially inconsistent with the financial statements or our knowledge obtained during the course of our audit or otherwise appears to be materially misstated. If, based on the work we have performed, we conclude that there is a material misstatement of this other information, we are required to report that fact. We have nothing to report in this regard.



## Management's Responsibility for the Standalone Financial Statements

The Company's Board of Directors is responsible for the matters stated in section 134(5) of the Act with respect to the preparation and presentation of these standalone financial statements that give a true and fair view of the financial position, financial performance, changes in equity and cash flows of the Company in accordance with the accounting principles generally accepted in India, including the accounting Standards specified under section 133 of the Act. This responsibility also includes maintenance of adequate accounting records in accordance with the provisions of the Act for safeguarding of the assets of the Company and for preventing and detecting frauds and other irregularities; selection and application of appropriate implementation and maintenance of accounting policies; making judgments and estimates that are reasonable and prudent; and design, implementation and maintenance of adequate internal financial controls, that were operating effectively for ensuring the accuracy and completeness of the accounting records, relevant to the preparation and presentation of the financial statement that give a true and fair view and are free from material misstatement, whether due to fraud or error.

In preparing the financial statements, management is responsible for assessing the Company's ability to continue as a going concern, disclosing, as applicable, matters related to going concern and using the going concern basis of accounting unless management either intends to liquidate the Company or to cease operations, or has no realistic alternative but to do so.

Those Board of Directors are also responsible for overseeing the Company's financial reporting process.

## Auditor's Responsibilities for the Audit of the Standalone Financial Statements

Our objectives are to obtain reasonable assurance about whether the standalone financial statements as a whole are free from material misstatement, whether due to fraud or error, and to issue an auditor's report that includes our opinion. Reasonable assurance is a high level of assurance, but is not a guarantee that an audit conducted in accordance with SAs will always detect a material misstatement when it exists. Misstatements can arise from fraud or error and are considered material if, individually or in the aggregate, they could reasonably be expected to influence the economic decisions of users taken on the basis of these financial statements.

As part of an audit in accordance with SAs, we exercise professional judgment and maintain professional skepticism throughout the audit. We also:

- a) Identify and assess the risks of material misstatement of the financial statements, whether due to fraud or error, design and perform audit procedures responsive to those risks, and obtain audit evidence that is sufficient and appropriate to provide a basis for our opinion. The risk of not detecting a material misstatement resulting from fraud is higher than for one resulting from error, as fraud may involve collusion, forgery, intentional omissions, misrepresentations, or the override of internal control.
- b) Obtain an understanding of internal control relevant to the audit in order to design audit procedures that are appropriate in the circumstances. Under section 143(3)(i) of the Companies Act, 2013, we are also responsible for expressing our opinion on whether the company has



adequate internal financial controls system in place and the operating effectiveness of such controls.

- c) Evaluate the appropriateness of accounting policies used and the reasonableness of accounting estimates and related disclosures made by management.
- d) Conclude on the appropriateness of management's use of the going concern basis of accounting and, based on the audit evidence obtained, whether a material uncertainty exists related to events or conditions that may cast significant doubt on the Company's ability to continue as a going concern. If we conclude that a material uncertainty exists, we are required to draw attention in our auditor's report to the related disclosures in the financial statements or, if such disclosures are inadequate, to modify our opinion. Our conclusions are based on the audit evidence obtained up to the date of our auditor's report. However, future events or conditions may cause the Company to cease to continue as a going concern.
- e) Evaluate the overall presentation, structure and content of the financial statements, including the disclosures, and whether the financial statements represent the underlying transactions and events in a manner that achieves fair presentation.
- f) Obtain sufficient appropriate audit evidence regarding the financial information of the Company to express an opinion on the Standalone Financial Statements.

Materiality is the magnitude of misstatements in the financial statements that, individually or in aggregate, makes it probable that the economic decisions of a reasonably knowledgeable user of the financial statements may be influenced. We consider quantitative materiality and qualitative factors in (i) planning the scope of our audit work and in evaluating the results of our work; and (ii) to evaluate the effect of any identified misstatements in the financial statements.

We communicate with those charged with governance regarding, among other matters, the planned scope and timing of the audit and significant audit findings, including any significant deficiencies in internal control that we identify during our audit.

We also provide those charged with governance with a statement that we have complied with relevant ethical requirements regarding independence, and to communicate with them all relationships and other matters that may reasonably be thought to bear on our independence, and where applicable, related safeguards.

#### Report on Other Legal and Regulatory Requirements

As required by the Companies (Auditor's Report) Order, 2020 ("the Order"), issued by the Central Government of India in terms of sub-section (11) of section 143 of the Act, we give in the "Annexure A" a statement on the matters specified in paragraphs 3 and 4 of the Order, to the extent applicable.



tm

# MUKESH M. SHAH & CO.

CHARTERED ACCOUNTANTS

As required by Section 143(3) of the Act, we report that:

- a) We have sought and obtained all the information and explanations which to the best of our knowledge and belief were necessary for the purposes of our audit.
- b) In our opinion, proper books of account as required by law have been kept by the Company so far as it appears from our examination of those books;
- c) The Balance Sheet, the Statement of Profit and Loss, the Cash Flow Statement and Statement of Changes in Equity dealt with by this Report are in agreement with the books of account.
- d) In our opinion, the aforesaid standalone financial statements comply with Indian Accounting Standards specified under section 133 of the Act, read with Companies (Indian Accounting Standards) Rules, 2015, as amended;
- e) On the basis of the written representations received from the directors as on 31<sup>st</sup> March, 2023 taken on record by the Board of Directors, none of the directors is disqualified as on 31<sup>st</sup> March, 2023 from being appointed as a director in terms of Section 164 (2) of the Act.
- f) With respect to the adequacy of the internal financial controls over financial reporting of the Company and the operating effectiveness of such controls, refer to our separate Report in "Annexure B".
- g) With respect to the other matters to be included in the Auditors' Report in accordance with the requirements of section 197(16) of the Act, as amended, in our opinion and to the best of our information and according to the explanations given to us, the remuneration paid by the Company to its Directors during the year is in accordance with the provisions of section 197 of the Act.
- h) With respect to the other matters to be included in the Auditor's Report in accordance with Rule 11 of the Companies (Audit and Auditors) Rules, 2014, in our opinion and to the best of our information and according to the explanations given to us:
  - i. The Company has disclosed the impact of pending litigation on its financial position in its financial statement.
  - ii. The Company has made provision as required under the applicable law or accounting standard, on material foreseeable losses, if any on long-term derivative contracts.
  - iii. There are no amounts which are required to be transferred Investor Education and Protection Fund by the holding, subsidiary and joint control entities.
  - iv. (a) The management has represented that, to the best of it's knowledge and belief, no funds have been advanced or loaned or invested (either from borrowed funds or share premium or any other sources or kind of funds) by the company to or in any other persons or entities, including foreign entities ("Intermediaries"), with the understanding, whether recorded in writing or otherwise, that such intermediary shall,



whether, directly or indirectly lend or invest in other persons or entities identified in any manner whatsoever by or on behalf of the company ("Ultimate Beneficiaries") or provide any guarantee, security or the like on behalf of the Ultimate Beneficiaries;

(b) The management has represented that, to the best of it's knowledge and belief, no funds have been received by the company from any persons or entities, including foreign entities ("Funding Parties"), with the understanding, whether recorded in writing or otherwise, that the company shall, whether, directly or indirectly, lend or invest in other persons or entities identified in any manner whatsoever by or on behalf of the Funding Party ("Ultimate Beneficiaries") or provide any guarantee, security or the like on behalf of the Ultimate Beneficiaries; and

(c) Based on such audit procedures that we have considered reasonable and appropriate in the circumstances, nothing has come to our notice that has caused us to believe that the representations given under (a) and (b) above, contain any material mis-statement.

- v. The dividend declared and paid during the year by the company is in compliance with section 123 of the Act.
- vi. Proviso to Rule 3(1) of the Companies (Accounts) Rules, 2014 (as amended), for maintaining books of account using accounting software which has feature of recording audit trail (edit log) is applicable with effect from April 1, 2023 to company which are incorporated in India, and accordingly, reporting under clause(g) of rule 11 of the Companies (Audit and Auditors) Rule, 2014 (as amended), is not applicable for the financial year ended 31, 2023.

For **Mukesh M. Shah & Co.,**  
Chartered Accountants  
Firm Registration No.: 106625W

**Harsh P. Kejriwal**  
Partner  
Membership No.:128670  
Place: Ahmedabad  
Date: 31/05/2023  
UDIN: 23128670BGWGQJ8939



**“Annexure – A” referred to in the Independent Auditors’ Report of even date to the members of IRM Energy Limited on the Standalone Financial Statements for the year ended March 31, 2023**

Based on the audit procedures performed for the purpose of reporting a true and fair view on the Standalone financial statements of the Company and taking into consideration the information and explanations given to us and the books of account and other records examined by us in the normal course of audit, we report that:

1. (a) i) The Company has maintained proper records showing full particulars, including quantitative details and situation of Property, Plant and Equipment.  
  
ii) The Company has maintained proper records showing full particular of Intangible Assets.
- (b) Some of the fixed assets were physically verified during the year by the management in accordance with programme of verification, which in our opinion provides for physical verification of all the fixed assets at reasonable intervals. According to the information and explanations given to us no material discrepancies were noticed on such verification. In our opinion, the frequency of verification of the fixed assets is reasonable having regard to the size of the Company and the nature of its assets.
- (c) According to the to the information and explanations given to us and the records examined by us and based on the examination of the registered sale deed / transfer deed / conveyance deed provided to us, we report that, the title deeds, comprising all the immovable properties of land and buildings which are freehold, are held in the name of the Company as at the balance sheet date. In respect of immovable properties of land that have been taken on lease and disclosed under property, plant and equipment in the financial statements, the lease agreements are duly executed in the name of the Company, where the Company is lessee in the agreement.
- (d) According to the information and explanations given to us and the records examined by us and based on the examination, the company has not revalued any of its property, plant and equipment (including Right of Use assets) and intangible assets during the year.
- (e) According to the information and explanations given to us and the records examined by us and based on the examination, no proceedings have been initiated during the year or are pending against the Company as at 31<sup>st</sup> March, 2023 for holding any benami property under the Benami Transactions (Prohibition) Act, 1988 (as amended in 2016) and rules made thereunder.
2. (a) The inventories have been physically verified by the management during the year. In our opinion, the frequency of such verification is reasonable and coverage and procedure for such verification is appropriate, having regard to the size of the Company and nature of its business. No discrepancies of 10% or more in the aggregate for each class of inventories were noticed on such physical verification of inventories when compared with books of account.



- (b) As Disclosed in note 16 (c) to the standalone financial statements, the quarterly statements filed by the company are materially in agreement with the books of account of the Company, except detailed as hereunder:

(Amt in Million)

Quarter Ended	Particular	Value as per Books of Account	Value as per quarterly statement	Amount of Difference	Reason for Discrepancy
June 2022	Inventory	14.47	13.67	0.80	- Difference is on account of accounting entry passed subsequently to filling of stock statement
	Trade Receivable	347.29	355.71	(8.42)	
	Trade Payable	380.44	255.83	124.61	
	<b>Net Difference</b>			<b>116.98</b>	
September 2022	Inventory	15.25	15.25	-	
	Trade Receivable	477.05	468.51	8.54	
	Trade Payable	256.84	240.18	16.66	
	<b>Net Difference</b>			<b>25.20</b>	
December 2022	Inventory	17.90	17.90	-	
	Trade Receivable	416.28	425.17	(8.89)	
	Trade Payable	223.28	83.08	140.19	
	<b>Net Difference</b>			<b>131.30</b>	
March 2023	Inventory	19.29	19.29	-	
	Trade Receivable	366.32	366.32	-	
	Trade Payable	264.82	257.52	7.30	
	<b>Net Difference</b>			<b>7.30</b>	

3. (a) During the year the company has made investments and also provided loans or advances in the nature of loans and also provided guarantee to companies, firms, Limited Liability Partnerships and other parties details are as follows:

(Amount in Million)

Particular	Loans	Guarantees
A. Aggregate amount granted/provided during the year		
- Joint Venture	-	200.00
B. Balance outstanding as at balance sheet date		
- Joint Venture	74.90	675.60



# MUKESH M. SHAH & CO.

CHARTERED ACCOUNTANTS

- (b) According to the information and explanations given to us, the terms and conditions of the grant of the above-mentioned loan are, in our opinion, prima facie, not prejudicial to the Company's interest.
  - (c) According to the information and explanations given to us, schedule of repayment of principal has been stipulated and repayment of principal is not yet due.
  - (d) According to the information and explanations given to us and on the basis of our examination of books of accounts, there is no overdue loans for more than 90 days at the balance sheet date.
  - (e) According to the information and explanation given to us, none of the loans or advances in the nature of loans granted by the Company have fallen due during the year.
  - (f) According to the information and explanation given to us, company has not granted any loans or advances in the nature of loans either repayable on demand or without specifying any terms or period of repayment to Promoters and related parties as defined in clause (76) of section 2 of the Companies Act, 2013.
4. According to the information and explanations given to us, the Company has complied with the provisions of sections 185 and 186 of the Act, in respect of grant of loans, making investments and providing guarantees and securities.
  5. The Company has not accepted any deposits from the Public within the meaning of the provisions of section 73 to 76 or any other relevant provisions of the Act and the rules framed thereunder, to the extent applicable, accordingly, the requirement to report on clause 3(v) of the order is not applicable to the company.
  6. We have broadly reviewed the books of account maintained by the Company, pursuant to the Rules made by the Central Government for the maintenance of cost records under sub-section (1) of Section 148 of the Act, in respect of Company's products and are of the opinion that, prima facie, the prescribed accounts and records have been made and maintained. However, we have not made a detailed examination of the cost records with a view to determine whether they are accurate or complete.
  7. (a) According to the information and explanations given to us and on the basis of our examination of the books of account, the company has been generally regular in depositing undisputed statutory dues including Goods and Services Tax, Provident Fund, Employees' State Insurance, Income-tax, Sales-tax, Service tax, Custom duty, Excise duty, Value added Tax, Cess and any other material statutory dues during the year with the appropriate authorities. Moreover, as at March 31, 2023, there are no such undisputed dues payable for a period of more than six months from the date they became payable.





(b) Details of statutory dues referred to in sub-clause (a) above which has not been deposited as on account of any dispute, are as follows:

Name of the Statute	Name of dues	Amount (Rs. In million)	Period to which the amount relates	Forum where dispute is pending
Income Tax Act, 1961	Income Tax and Interest	0.05	A.Y. 2018-19	Income Tax Officer

8. The Company has not surrendered or disclosed any transaction, previously unrecorded in the books of account, in the tax assessments under the Income Tax Act, 1961 as income during the year. Accordingly, the requirement to report on clause 3(viii) of the Order is not applicable to the Company.
9. (a) According to the information and explanations given to us and on the basis of our examination of the books of account, the Company has not defaulted in repayment of loans or borrowings from any financial institution, banks, government or due to debenture holders during the year.
- (b) According to the information and explanations given to us and on the basis of our examination of the books of account, the company is not declared as willful defaulter by any bank of financial institution or other lenders.
- (c) According to the information and explanation given to us, term loans are applied for the purpose for which the loans are obtained.
- (d) According to the information and explanations given to us and on the basis of our examination of the books of account, we report that the funds raised on short term basis have not been utilized for the long-term purpose
- (e) According to the information and explanations given to us and on the basis of our examination of the books of account, the company has not taken any funds from any entity or person on account of or to meet the obligations of its associates or joint ventures.
- (f) According to the information and explanations given to us and on the basis of our examination of the books of account, company has not raised any loans during the year on the pledge of securities held in its subsidiaries, joint ventures or associate companies.
10. (a) The Company has not raised any money during the year by way of initial public offer further public offer (including debt instruments) hence, the requirement to report on clause 3(x)(a) of the Order is not applicable to the Company.
- (b) The Company has made private placement of shares during the year under audit and the company has complied with the provisions of the section 42 of the companies Act, 2013 and the funds raised have been used for the purpose for which the funds were raised.



# MUKESH M. SHAH & CO.

CHARTERED ACCOUNTANTS

11. (a) According to the information and explanations given to us, no fraud by the Company or on the Company by its officers or employees has been noticed or reported during the year.  
(b) No report under sub-section (12) of section 143 of the Companies Act has been filed by the auditors in Form ADT-4 as prescribed under rule 13 of Companies (Audit and Auditors) Rules, 2014 with the Central Government, during the year and upto the date of this report.  
(c) As represented to us by the management, there are no whistle blower complaints received by the Company during the year.
12. In our opinion and according to the information and explanations given to us, the Company is not a Nidhi company. Accordingly, paragraph 3(xii) of the Order is not applicable to the Company.
13. According to the information and explanations given to us and based on our examination of the records of the Company, transactions with the related parties are in compliance with section 177 and 188 of the Companies Act, 2013 where applicable and details of such transactions have been disclosed in the financial statements as required by the applicable accounting standard.
14. (a) According to information and explanations give to us and based on our examination of the records of the Company, we are of the opinion that the Company has an adequate internal audit system commensurate with the size and the nature of its business.  
(b) We have considered the internal audit reports of the company issued till date, for the period under audit.
15. The Company has not entered into non-cash transactions with directors or persons connected with him. Accordingly, the reporting on compliance with the provisions of Section 192 of the act under clause 3(xv) of the Order is not applicable to the Company.
16. (a) The Company is not required to be registered under section 45-IA of the Reserve Bank of India Act 1934. Accordingly, the reporting under clause 3(xvi)(a) of the order is not applicable to the company.  
(b) The Company has not conducted non-banking financial activities during the year. Accordingly, the reporting under clause 3(xvi)(b) of the order is not applicable to the company.  
(c) The Company is not a Core Investment Company (CIC) as defined in the regulation made by the Reserve Bank of India. Accordingly, the reporting under clause 3(xvi)(c) of the order is not applicable to the company.  
(d) Based on the information and explanation provided by the management of the company, the group does not have any CICs, which are part of the group. Accordingly, the reporting under clause 3(xvi)(b) of the order is not applicable to the company.



# MUKESH M. SHAH & CO.

CHARTERED ACCOUNTANTS

17. The Company has not incurred any cash losses in the current financial year or in the immediately preceding financial year;
18. There has been no resignation of the statutory auditors of the Company during the year, Accordingly, reporting under clause (xviii) of the Order is not applicable for the year.
19. On the basis of the financial ratios, ageing and expected dates of realization of financial assets and payment of financial liabilities, other information accompanying the financial statements and our knowledge of the Board of Directors and Management plans and based on our examination of the evidence supporting the assumptions, nothing has come to our attention, which causes us to believe that any material uncertainty exists as on the date of the audit report indicating that Company is not capable of meeting its liabilities existing at the date of balance sheet as and when they fall due within a period of one year from the balance sheet date. We, however, state that this is not an assurance as to the future viability of the Company. We further state that our reporting is based on the facts up to the date of the audit report and we neither give any guarantee nor any assurance that all liabilities falling due within a period of one year from the balance sheet date, will get discharged by the Company as and when they fall due.
20. There is no unspent amount towards Corporate Social Responsibility (CSR) as at the end of the year. Accordingly, reporting under clause (xx) of the Order is not applicable for the year.
21. The reporting under clause 3(xxi) of the Order is not applicable in respect of Standalone Financial. Accordingly, no comment in respect of the said clause has been included in this report.

For MUKESH M. SHAH & CO.

Chartered Accountants

Firm Registration No.: 106625W

Harsh P. Kejriwal

Partner

Membership No.: 128670

Place: Ahmedabad

Date: 31/05/2023

UDIN: 23128670BGWGQJ8939



## **"Annexure B" to the Auditors' Report – March 31, 2023**

### **Report on the Internal Financial Control clause (i) of sub-section 3 of section 143 of the Companies Act, 2013 ("the act")**

We have audited the internal financial controls over financial reporting of **IRM Energy Limited** ("the company") as of March 31, 2023 in conjunction with our audit of the standalone financial statements of the Company for the year ended on that date.

#### **Management Responsibility for Internal Financial Controls**

The company's management is responsible for establishing and maintaining internal financial control based on the internal control over financial reporting criteria established by the company considering the essential components of internal control stated in the Guidance Note on audit of Internal Financial Controls Over Financial Reporting issued by the Institute of Chartered Accountants of India [ICAI]. These responsibilities include the design, implementation and maintenance of adequate internal financial controls that were operating effectively for ensuring the orderly and efficient conduct of its business, including adherence to company's policies, the safeguarding of its assets, the prevention and detection of frauds and errors, the accuracy and completeness of the accounting records, and the timely preparation of reliable financial information, as required under the act.

#### **Auditors' Responsibility**

As per Section 143(3)(i) our responsibility is to express an opinion on the company's internal financial controls over financial reporting based on our audit. We conducted our audit in accordance with the Guidance Note on Audit of Internal Financial Controls Over Financial Reporting (the "Guidance Note") and the Standards on Auditing, issued by ICAI and deemed to be prescribed under section 143(10) of the Act, to the extent applicable to an audit of internal financial controls, both applicable to an audit of Internal Controls and, both issued by the ICAI. Those Standards and the Guidance Note require that we comply with ethical requirements and plan and perform the audit to obtain reasonable assurance about whether adequate internal financial controls over financial reporting was established and maintained and if such controls operated effectively in all material respects.

Our audit involves performing procedures to obtain audit evidence about the adequacy of the internal financial control system over financial reporting and their operating effectiveness. Our audit of internal financial controls over financial reporting included obtaining an understanding of internal financial controls over financial reporting, assessing the risk that a material weakness exists, and testing and evaluating the design and operating effectiveness of internal control based on the assessed risk. The procedures selected depend on the auditor's Judgement, including the assessment of the material misstatement of the financial statements, whether due to fraud or error.

We believe that the audit evidence we have obtained is sufficient and appropriate to provide a basis for our audit opinion on the Company's internal financial controls system over financial reporting.

#### **Meaning of Internal Financial Controls Over Financial Reporting**

A company's internal financial control over financial reporting is a process designed to provide reasonable assurance regarding the reliability of financial reporting and the preparation of financial statements for external purposes in accordance with generally accepted accounting principles.

# MUKESH M. SHAH & CO.

CHARTERED ACCOUNTANTS

A company's internal financial control over financial reporting includes those policies and procedures that:

1. Pertain to the maintenance of records that, in reasonable detail, accurately and fairly reflect the transactions and dispositions of the assets of the company;
2. Provide reasonable assurance that transactions are recorded as necessary to permit preparation of financial statements in accordance with generally accepted accounting principles, and that receipts and expenditures of the company are being made only in accordance with authorizations of management and directors of the company; and
3. Provide reasonable assurance regarding prevention or timely detection of unauthorized acquisition, use, or disposition of the company's assets that could have a material on the financial statements.

## Inherent limitations of Internal Financial Controls Over Financial Reporting

Because of the inherent limitations of internal financial controls over financial reporting, including the possibility of collusion or improper management override of controls, material misstatements due to error or fraud may occur and not be detected, also, projections any evaluation of the internal financial controls over financial reporting to future periods are subject to the risk that the internal financial control over financial reporting may become inadequate because of changes in conditions, or that the degree of compliance with the policies or procedures may deteriorate.

## Opinion

In our opinion, the Company has, in all material respects, an adequate internal financial controls system over financial reporting and such internal financial controls over financial reporting were operating effectively as at March 31, 2023, based on the internal control over financial reporting criteria established by the Company considering the essential components of internal control stated in the Guidance Note on Audit of Internal Financial Controls Over Financial Reporting issued by the Institute of Chartered Accountants of India.

For MUKESH M. SHAH & CO.

Chartered Accountants

Firm Registration No.: 106625W

Harsh P. Kejriwal

Partner

Membership No.: 128670

Place: Ahmedabad

Date: 31/05/2023

UDIN: 23128670BGWGQJ8939



**IRM ENERGY LIMITED**
**STANDALONE BALANCE SHEET AS AT MARCH 31, 2023**

(Unless otherwise stated, all amounts are in Million Indian Rupees)

Particulars	Note No.	As at March 31, 2023	As at March 31, 2022
<b>ASSETS</b>			
<b>Non-current assets</b>			
a) Property, plant and equipment	4.1	3,610.15	2,848.18
b) Capital work-in-progress	4.2	910.85	522.84
c) Intangibles assets	4.3	33.65	26.53
d) Right to Use Assets	4.4	162.41	129.42
e) Intangibles under Development	4.5	-	1.93
f) Financial assets			
(i) Investments	5A	115.17	114.82
(ii) Loans	6A	76.62	77.42
(iii) Other financial assets	6B	110.04	182.49
g) Other non-current assets	7	404.13	88.31
h) Income Tax Asset (Net)		42.26	-
		<b>5,465.28</b>	<b>3,991.94</b>
<b>Current assets</b>			
a) Inventories	8	19.29	17.15
b) Financial assets			
(i) Investments	5B	543.25	102.78
(ii) Trade receivables	9	386.22	227.14
(iii) Cash and cash equivalents	10A	218.71	591.49
(iv) Bank balances other than (iii) above	10B	766.06	405.57
(v) Loans		-	-
(vi) Other financial assets	11	37.88	25.75
c) Other current assets	12	283.66	44.17
		<b>2,255.07</b>	<b>1,414.05</b>
		<b>7,720.35</b>	<b>5,405.99</b>
<b>Total Assets</b>			
<b>EQUITY AND LIABILITIES</b>			
<b>Equity</b>			
a) Equity share capital	13	302.60	293.70
b) Other equity	14	2,953.01	2,001.46
<b>Total equity</b>		<b>3,255.61</b>	<b>2,295.17</b>
<b>Liabilities</b>			
<b>Non-current liabilities</b>			
a) Financial Liabilities			
(i) Borrowings	15A	2,821.96	1,867.60
(ii) Lease Liabilities		150.71	108.21
(iii) Trade payables		-	-
(iv) Other financial liabilities	17	273.70	195.24
b) Provisions	18A	13.72	9.35
c) Deferred tax liabilities (Net)	20	185.22	147.12
		<b>3,445.31</b>	<b>2,327.52</b>
<b>Current liabilities</b>			
a) Financial Liabilities			
(i) Borrowings	15B	216.39	158.32
(ii) Lease Liabilities		8.54	8.84
(iii) Trade payables	16		
- total outstanding dues of micro enterprises and small enterprises		1.85	2.43
- total outstanding dues of creditors other than micro enterprises and small enterprises		309.69	248.50
(iv) Other financial liabilities	17	461.49	219.15
b) Provisions	18B	0.55	0.41
c) Other current liabilities	19	20.92	61.41
d) Current tax liabilities (Net)		-	84.25
		<b>1,019.43</b>	<b>783.31</b>
		<b>7,720.35</b>	<b>5,405.99</b>
<b>Total Equity and Liabilities</b>			

See accompanying notes to the financial statements

As per our report of even date

For Mukesh M Shah &amp; Co.

Chartered Accountants

Firm Registration No: 106625W

Harsh Kejriwal

Partner

Membership Number : 128670

Ahmedabad, Dated : 31st May, 2023

For and on behalf of the Board

M. Jain

Chairman

DIN:00034051

Harshal Anjaria

CFO

Karan Kaushal

CEO

Shikha Jain

Company Secretary



Ahmedabad, Dated : 31st May, 2023

**IRM ENERGY LIMITED****STANDALONE PROFIT AND LOSS STATEMENT FOR THE PERIOD ENDED MARCH 31, 2023**

(Unless otherwise stated, all amounts are in Million Indian Rupees)

Particulars	Note No.	For the year ending March 31, 2023	For the year ending March 31, 2022
<b>Income :</b>			
Revenue from Operations	21	10,391.35	5,461.43
Other Income	22	59.64	30.50
<b>Total Income</b>		<b>10,450.99</b>	<b>5,491.93</b>
<b>EXPENSES :</b>			
Purchases of stock-in-trade of natural gas	23	7,795.27	2,492.27
Changes in Inventories of Finished goods, Work-in-progress and Stock-in-Trade	24	2.50	(9.96)
Excise Duty on Sale of Compressed Natural Gas		590.47	389.98
Employee Benefits Expense	25	90.83	71.58
Finance Costs	26	229.03	220.75
Depreciation and Amortisation expense	27	208.96	150.41
Other Expenses	28	789.52	653.27
<b>Total Expenses</b>		<b>9,706.58</b>	<b>3,968.30</b>
<b>Profit before Tax</b>		<b>744.41</b>	<b>1,523.63</b>
<b>Tax Expense</b>			
- Corporate Tax	29	141.29	334.50
- Deferred Tax	29	38.32	53.54
<b>Total Tax Expense</b>		<b>179.61</b>	<b>388.04</b>
<b>Profit for the year</b>		<b>564.80</b>	<b>1,135.59</b>
<b>Other Comprehensive income</b>			
<b>i. Items that will not be reclassified to profit or loss</b>			
a. Remeasurements of the defined benefit asset		(0.84)	0.15
b. Income tax related to this items		0.21	-
		<b>(0.63)</b>	<b>0.15</b>
<b>Total comprehensive income</b>		<b>564.17</b>	<b>1,135.74</b>
<b>Earnings Per Share (Face Value of Rs. 10 each)</b>			
Basic	34	18.72	38.92
Diluted		18.72	38.92

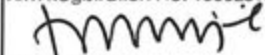
See accompanying notes to the financial statements

As per our report of even date

For Mukesh M Shah &amp; Co.

Chartered Accountants

Firm Registration No: 106625W



Harsh Kejriwal

Partner

Membership Number : 128670

Ahmedabad, Dated : 31st May, 2023

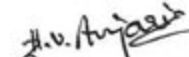
For and on behalf of the Board



M. Sahu

Chairman

DIN:00034051



Harsha Anjaria

CFO



Karan Kaushal

CEO



Shikha Jain

Company Secretary



Ahmedabad, Dated : 31st May, 2023

**IRM ENERGY LIMITED**
**CONSOLIDATED STATEMENT OF CASH FLOWS**

(Unless otherwise stated, all amounts are in Million Indian Rupees)

Particulars	For the year ending March 31, 2023	For the year ending March 31, 2022
<b>A. Cash flow from operating activities</b>		
Net profit before tax and extraordinary items	744.41	1,523.63
Adjustment for:		
Interest Income	(56.86)	(29.42)
Employee Benefit Expense	0.06	-
Finance Costs	229.03	220.77
Fair value measurement of financial assets	(0.52)	(1.08)
Remeasurement of defined benefits	(0.63)	-
Provision for Expense (net)	177.25	48.28
Profit on sale of asset	(0.18)	-
Depreciation and Amortisation expense	208.96	150.38
Operating profit before working capital changes	<b>1,301.52</b>	<b>1,912.56</b>
(Increase)/Decrease in Other Assets	(850.93)	(370.12)
(Increase)/Decrease in Inventories	(2.14)	(9.11)
(Increase)/Decrease in Trade Receivable	(159.08)	(115.26)
Increase/(Decrease) in Trade Payables	339.20	14.11
Increase/(Decrease) in Financial Liabilities	320.82	130.08
Increase/(Decrease) in Other Liabilities	(202.03)	(57.50)
Cash generated from operation	<b>747.36</b>	<b>1,504.76</b>
Direct taxes (paid)/Refund	(280.41)	(218.37)
Cash flow before extraordinary items	466.95	1,286.39
<b>Net cash from operating activities</b> (a)	<b>466.95</b>	<b>1,286.39</b>
<b>B. Cash flow from investing activities</b>		
Interest Income	49.04	17.31
Investment in Mutual Funds	(730.32)	(138.75)
Sale of Mutual Funds	290.37	-
Investment in Subsidiary	(0.35)	-
Loans (given)/repaid	-	(77.42)
(Purchase)/sale of Fixed Assets (incl. capital work in progress)	(1,625.16)	(904.53)
<b>Net cash used in investing activities</b> (b)	<b>(2,016.42)</b>	<b>(1,103.39)</b>
<b>C. Cash flow from financing activities</b>		
Proceeds from equity shares issued (incl Securities Premium)	412.63	15.73
Proceeds from Banks Borrowings	1,152.72	163.20
Repayment towards Bank Borrowings	(108.69)	162.51
Change in Short Term Borrowing	(49.98)	49.98
Finance Costs	(192.24)	(193.53)
Lease cost	(21.41)	(11.89)
Stamp duty on issue of shares	(1.67)	-
Dividend	(14.68)	(34.99)
<b>Net cash from financing activities</b> (c)	<b>1,176.68</b>	<b>150.99</b>
Net increase / (decrease) in cash and cash equivalents (a+b+c)	(372.78)	333.99
Cash and cash equivalents — opening balance	591.49	257.50
Cash and cash equivalents — closing balance	<b>218.71</b>	<b>591.49</b>
<b>Reconciliation of cash and cash equivalents with the Balance sheet:</b>		
Cash and cash equivalents at the end of the year comprises		
(a) Balance with banks		
Balance in Current Accounts	218.06	591.17
(b) Cash on hand	0.65	0.32
	<b>218.71</b>	<b>591.49</b>

**Notes:**

- (i) The cash Flow statement reflects the cash flows pertaining to continuing operations.  
 (ii) The cash Flow statement has been prepared under the "Indirect Method" as set out in IND AS - 7 Cash Flow Statement"  
 (iii) Disclosure of changes in liabilities arising from financing activities, including both changes arising from cash flows and non-cash Changes

See accompanying notes to the financial statements

As per our report of even date

For Mukesh M Shah &amp; Co.

Chartered Accountants

Firm Registration No: 106625W



Harsh Kejriwal

Partner

Membership Number : 128670

Ahmedabad, Dated : 31st May, 2023

For and on behalf of the Board



 M. Sahu  
 Chairman  
 DIN:00034051


  
 Harshal Anjaria  
 CFO



 Karan Kaushal  
 CEO



 Shikha Jain  
 Company Secretary


Ahmedabad, Dated : 31st May, 2023



**IRM ENERGY LIMITED**

**STANDALONE STATEMENT OF CHANGES IN EQUITY**

**(a) Equity Share Capital**

(Unless otherwise stated, all amounts are in Million Indian Rupees)

Particulars	No. of Shares	Amount
Equity Shares of INR 10/- each, Issued, Subscribed and Fully Paid-up:		
As at March 31, 2021	2,89,99,471	289.99
Add: Issued during the period between 1st April, 2021 to 31st March, 2022	3,70,206	3.70
As at March 31, 2022	2,93,69,677	293.70
Add: Issued during the period between 1st April, 2022 to 31st March, 2023	8,90,000	8.90
As at March 31, 2023	3,02,59,677	302.60

**(b) Other equity**

(Unless otherwise stated, all amounts are in Million Indian Rupees)

Particulars	Equity component of compound financial instruments	Reserves and Surplus				Other Comprehensive Income		Total
		General reserve	Securities Premium	Share Application Money	Profit and Loss account	Remeasurement of defined benefit plans	Equity Instruments through other comprehensive income	
Balance as at 31 March 2021	211.05	-	42.25	-	636.05	(0.67)	-	888.68
Profit for the year period 2021-22	-	-	-	-	1,135.60	-	-	1,135.60
Equity Component of Preference Shares	-	-	-	-	-	-	-	-
Remeasurements of the defined benefit asset (net of tax)	-	-	-	-	-	0.15	-	0.15
Share Application Money Received/(Refunded)	-	-	-	-	-	-	-	-
Dividend Distribution Tax	-	-	-	-	-	-	-	-
Corporate Dividend	-	-	-	-	(35.00)	-	-	(35.00)
Transaction Cost on issue of shares	-	-	-	-	-	-	-	-
Share Premium	-	-	12.03	-	-	-	-	12.03
Balance as at 31 March 2022	211.05	-	54.28	-	1,736.65	(0.52)	-	2,001.46
Profit for the year period 2022-23	-	-	-	-	564.79	-	-	564.79
Equity Component of Preference Shares	-	-	-	-	-	-	-	-
Remeasurements of the defined benefit asset (net of tax)	-	-	-	-	-	(0.63)	-	(0.63)
Share Application Money Received/(Refunded)	-	-	-	-	-	-	-	-
Dividend Distribution Tax	-	-	-	-	-	-	-	-
Corporate Dividend	-	-	-	-	(14.68)	-	-	(14.68)
Transaction Cost on issue of shares	-	-	(1.67)	-	-	-	-	(1.67)
Share Premium	-	-	403.73	-	-	-	-	403.73
Balance as at 31 March, 2023	211.05	-	456.34	-	2,286.77	(1.15)	-	2,953.01

**As per our report of even date**

For Mukesh M Shah & Co.

Chartered Accountants

Firm Registration No: 106425W

*Harsh Kejriwal*

Harsh Kejriwal

Partner

Membership Number : 128670

Ahmedabad, Dated : 31st May, 2023

For and on behalf of the Board

*M. Sahu*

M. Sahu  
Chairman  
DIN:00034051

*H. V. Anjaria*  
Harshal Anjaria  
CFO

*Karan Kaushal*

Karan Kaushal  
CEO

*Shikha Jain*  
Shikha Jain  
Company Secretary



Ahmedabad, Dated : 31st May, 2023

# IRM ENERGY LIMITED

## Notes to the Separate Financial Statements

### 1. Company Information

IRM Energy Limited (formerly known as IRM Energy Private Limited) was incorporated on 01<sup>st</sup> December, 2015 with the object, inter alia of undertaking or carry out the business of storage, supply, distribution & sale of natural gas & business relating to or incidental to the laying, operating, maintaining & expanding of the City Gas Distribution Networks. The Company was converted into Public Company consequent to which a fresh certificate of incorporation dated 23<sup>rd</sup> March, 2022 was issued by the Registrar of Companies, Gujarat at Ahmedabad. The Company is currently supplying natural gas in Banaskantha District in the State of Gujarat, Fatehgarh Sahib District in the State of Punjab and at Diu and Gir Somnath Districts in the State of Gujarat as per the authorisation granted by Petroleum & Natural Gas Regulatory Board (PNGRB). The Company was awarded the authorisation for City Gas Distribution in the geographical areas of Namakkal and Tiruchirappalli Districts in the State of Tamil Nadu in March, 2022.

The registered office of the Company is located at 4<sup>th</sup> Floor, Block 8, Magnet Corporate Park, Near Sola Bridge, S.G. Highway, Ahmedabad - 380054, Gujarat.

### 2. Basis of Preparation & Measurement

The financial statements of the Company have been prepared in accordance with Indian Accounting Standards (Ind AS) prescribed under section 133 of the Companies Act, 2013 read with the Companies (Indian Accounting Standards) Rules as amended from time to time. The significant accounting policies that are used in the preparation of these financial statements are summarised below:

### 3. Summary of Significant accounting policies

#### 3.1 Statement of compliance

The Standalone Financial statements of the Company have been prepared in accordance with Indian Accounting Standards (Ind AS) notified under section 133 of the Companies Act, 2013 read with the Companies (Indian Accounting Standards) Rules, 2015, as amended.

#### 3.2 Historical cost convention

The Standalone Financial Statements have been prepared on a historical cost convention & on an accrual basis, except for certain items that are measured at fair value as required by relevant Ind AS:

- Financial assets & financial liabilities measured initially at fair value (refer accounting policy on financial Instruments);
- Defined benefit & other long-term employee benefits.



### 3.3 Current vs Non-Current Classification

Any asset or liability is classified as current if it satisfies any of the following conditions:

- a. The asset/liability is expected to be realised/ settled in the Company's normal operating cycle;
- b. The asset is intended for sale or consumption;
- c. The asset/liability is held primarily for the purpose of trading;
- d. The asset/liability is expected to be realised/settled within twelve months after the reporting period.
- e. The asset is Cash or cash equivalent unless restricted from being exchanged or used to settle a liability for at least twelve months after the reporting period;
- f. In case of liability, the Company does not have unconditional right to defer the Settlement of the liability for at least twelve months after the reporting period.

All other assets and liabilities are classified as non-current.

Deferred tax assets and liabilities are classified as non-current assets and liabilities respectively.

For the purpose of current/non-current classification of assets and liabilities, the Company has ascertained its normal operating cycle as twelve months. This is based on the nature of services and time between acquisition of assets for processing and their realisation in cash and cash equivalents

### 3.4 Use of estimates and Judgements

The preparation of Standalone Financial Statements in conformity with Ind AS requires the use of certain critical accounting estimates. It also requires management to exercise its judgement in the process of applying the Company's accounting policies. -The management believes that the estimates used in preparation of the financial statements are prudent and reasonable The areas involving a higher degree of judgement or complexity, or area where assumptions & estimates are significant to these Standalone Financial Statements are disclosed below.

The preparation of Standalone Financial Statements in conformity with the Accounting Standards generally accepted in India requires, the management to make estimates & assumptions that affect the reported amounts of assets & liabilities & disclosure of contingent liabilities as the date of the Standalone Financial Statements & reported amounts of revenues & expenses for the year. Actual results could differ from these estimates. Any revision to accounting estimates is recognised prospectively in current & future periods.

When preparing the Standalone Financial Statements, management undertakes a number of judgments', estimates & assumptions about the recognition & measurement of assets, liabilities, income & expenses. In the process of applying the Company's accounting policies, the following judgments have been made apart from those involving estimations, which have the most significant effect on the amounts recognised in the financial information. Judgements are based on the information available at the date of balance sheet



- (i) Income Taxes: Significant judgments are involved in determining the provision for income taxes, including amount expected to be paid/recovered for uncertain tax positions.
- (ii) Property, plant & equipment: Property, plant & equipment represent a significant proportion of the asset base of the Company. The charge in respect of periodic depreciation is derived after determining an estimate of an asset's expected useful life & the expected residual value at the end of its life. Management reviews the residual values, useful lives & methods of depreciation of property, plant & equipment at each reporting period end & any revision to these is recognised prospectively in current & future periods. The lives are based on historical experience with similar assets as well as anticipation of future events, which may impact their life, such as changes in technology.
- (iii) Employee Benefits: Significant judgments are involved in making judgments about the life expectancy, discounting rate, salary increase, etc. Which significantly affect the working of the present value of future liabilities on account of employee benefits by way of defined benefit plans.
- (iv) Impairment of assets & investments: Significant judgment is involved in determining the estimated future cash flows from the investments, Property, Plant & Equipment & Goodwill to determine its value in use to assess whether there is any impairment in its carrying amount as reflected in the financials.
- (v) Deferred Tax: Deferred tax asset is recognised for all the deductible temporary differences to the extent that it is probable that taxable profit will be available against which the deductible temporary difference can be utilised. The management assumes that taxable profits will be available while recognising deferred tax assets.
- (vi) Recognition & measurement of unbilled gas sales revenues: In case of customers where meter reading dates for billing is not matching with reporting date, the gas sales between last meter reading date & reporting date has been accrued by the company based on past average sales. The actual sales revenue may vary compared to accrued unbilled revenue so included in Sale of natural gas & classified under current financial assets.
- (vii) Recognition & measurement of other provisions: The recognition & measurement of other provisions are based on the assessment of the probability of an outflow of resources & on past experience & circumstances known at the balance sheet date. The actual outflow of resources at a future date may therefore vary from the figure so provided & included as liability.
- (viii) Provision on receivables/advances : The Company has a defined policy for provision of receivables which is based on the ageing of receivables. The Company reviews the policy at regular intervals.
- (ix) Provision for Inventory including Capital Inventory: The Company has a defined policy for provision of slow and non-moving inventory based on the ageing of inventory. The Company reviews the policy at regular intervals.



### 3.5 Property, Plant & Equipment

- (i) Freehold land is carried at historical cost.
- (ii) Property, Plant and Equipment other than land are stated at cost of acquisition / construction less accumulated depreciation and impairment losses, if any.

The Company capitalises to project assets all the cost directly attributable & ascertainable, to completing the project which includes freight, duties & taxes (to the extent credit is not available) ,other incidental expenses relating to acquisition and installation and pre-operative expenses. These costs include expenditure of pipelines, plant & machinery, cost of laying of pipeline, cost of survey, commissioning & testing charge, detailed engineering & interest on borrowings attributable to acquisition of such assets. The gas distribution networks are treated as commissioned when supply of gas commences to the customer(s).

Subsequent expenditure related to an item of property, plant and Equipment is added to its book value only if it increases the future economic benefits from the existing asset beyond its previously assessed standard of performance. All other expenses incurred towards normal repairs and maintenance of the existing property, plant and Equipment (including cost of replacing parts) are charged to profit and loss for the period during which such expenses are incurred.

Interest on borrowings attributable to the acquisition / construction of Property, Plant and Equipment for the period of construction is added to the cost of Property, Plant and Equipment.

Assets installed at customer premises, including meters & regulators where applicable, are recognised as property plant & equipment if they meet the definition provided under Ind AS 16 subject to materiality as determined by the management & followed consistently.

- (iii) Capital Work in Progress includes expenditure incurred on assets, which are yet to be commissioned & capital inventory, which comprises stock of capital gitem/construction materials at respective city gas network.

All the directly identifiable & ascertainable expenditure, incidental & related to construction incurred during the period of construction on a project, till it is commissioned, is kept as Capital work in progress (CWIP) & after commissioning the same is transferred / allocated to the respective "Property, Plant and Equipment".

Further, advances paid towards the acquisition of property, plant & equipment outstanding at each balance sheet date are classified as capital advances under other non- current assets.

- (iv) Depreciation is provided as follow:

- Depreciation is charged on a pro-rata basis on the straight line method ('SLM') as prescribed in Schedule II to the Companies Act, 2013 which are



in line with their estimated useful life , except for the following assets where depreciation is charged on pro-rata basis over the estimated useful life of the assets based on technical advice taking into account the nature of the asset, the estimated usage of the asset, the operating conditions of the asset, past history of replacement, anticipated technological changes, manufacturers warranties and maintenance support etc.

The estimated Useful life of Asset is below

Name of Asset	Useful life
Building	25 Years
Computer and Laptops	3 Years
Plant and Machinery- Pipelines and Last Mile Connectivity	25 Years
Plant and Machinery- CNG Stations Equipments and Installations	15 Years
Furniture and Fixtures	10 Years
Office Equipment	5 Years
Vehicles	5 Years
Software	5 Years

- o The management believes that these useful lives are realistic & reflect fair approximation of the period over which the assets are likely to be used. The useful lives are reviewed by the management at each financial year end & revised, if appropriate. In case of a revision, the unamortised depreciable amount (remaining net value of assets) is charged over the revised remaining useful life.
- o For the purpose of calculating the depreciation, residual value for Tangible assets has been considered as 5% of the value of asset concerned.
- Depreciation on items of property, plant & equipment acquired / disposed-off during the year is provided on pro-rata basis with reference to the date of addition / disposal.
- Depreciation on additions to Property, Plant and Equipment made during the period having cost of Rs. 5000 or less is provided @ 100% on pro rata basis with reference to the date of addition.
- Gains & losses on disposals are determined by comparing proceeds with carrying amount. These are included in the statement of profit & loss under Other Expenses/Income.
- The carrying amount of assets, including those assets that are not yet available for use, are reviewed at each balance sheet date to determine whether there is any indication of impairment. If any such indication exists, recoverable amount of asset is determined. An impairment loss is recognised in the statement of profit and loss whenever the carrying amount of an asset exceeds its recoverable amount. An impairment loss is reversed only to the extent that the carrying amount of



asset does not exceed the net book value that would have been determined if no impairment loss had been recognised. (Cross Reference Note Impairment)

(i) Intangible Assets:

Intangible Assets includes amount paid towards obtaining Right of Way (ROW) permissions for laying the gas pipeline network & cost of developing software for internal use. The Company capitalises software as Intangible Asset where it is expected to provide future enduring economic benefits. Cost associated with maintaining software programmes are recognised as expenses as & when incurred.

Useful life of the Right of Way (ROW) charges is considered as the period for which such charges are paid. In cases where the tenor of payment is not specified by the authorities, the useful life of such ROW charges is considered as 10 years.

Any item of intangible assets is derecognised upon disposal or when no future economic benefits are expected from its use or disposal. Any gain or loss arising on de-recognition of the intangible asset (calculated as the difference between the net disposal proceeds & the carrying amount of the intangible asset) is charged to revenue in the income statement when the intangible asset is derecognised.

### 3.6 Foreign currency transactions

Foreign currency transactions are recorded at the exchange rates prevailing at the date of such transactions. Monetary assets & liabilities as at the Balance Sheet date are translated at the rates of exchange prevailing at the date of the Balance Sheet. Gain/Loss arising on account of differences in foreign exchange rates on settlement/translation of monetary assets & liabilities are recognised in the Statement of Profit & Loss, unless they are considered as an adjustment to borrowing costs, in which case they are capitalised along with the borrowing cost.

### 3.7 Revenue recognition

Revenue is recognised upon transfer of control of promised products or services to customers in an amount that reflects the consideration which the Group expects to receive in exchange for those products or services. Revenue is measured based on the transaction price, which is the consideration, adjusted for discounts and other incentives, if any, as per contracts with the customers. Revenue also excludes taxes collected from customers in its capacity as agent.

Sale of Natural Gas is recognized on supply of gas to customers by metered/assessed measurements as no significant uncertainty exists regarding the measurability or collectability of the sale consideration. Sales are billed bi-monthly for domestic customers, monthly/fortnightly for commercial & non-commercial customers & fortnightly for industrial customers as the timing of the transfer of risks & rewards varies depending on the individual terms of the sales agreement. Revenue on sale of Compressed Natural Gas (CNG) is recognized on sale of gas to consumers from retail outlets.

The amount recognised as revenue is stated inclusive of excise duty & exclusive of Sales Tax /Value Added Tax (VAT), Goods & Service Tax And One of trade



discounts or quantity discounts.

Unbilled revenue is recognised from the end of the last billing cycle to the Balance Sheet date since the related supply of natural gas are performed

The amounts collected towards connection charges from certain domestic customers are "Non-Refundable Charges". Accordingly, the same are recognized as revenue as an when the Company receives the amount from such customers.

The amounts collected from certain domestic customers which includes amount "refundable" in nature. Accordingly, the same are recognized as a liability under the head "Deposit from Customers" in the balance sheet.

Interest income is reported on an accrual basis using the effective interest method.

Dividends Income from investment is recognised at the time the right to receive payment is established.

### 3.8 Borrowing Costs

- (i) The Company is capitalising borrowing costs that are directly attributable to the acquisition or construction of qualifying asset up to the date of commissioning. Qualifying assets are assets that necessarily take a substantial period of time (i.e. twelve months or more) to get ready for their intended use or sale.

Transaction cost in respect of long-term borrowings are amortised over the tenor of respective loan.

- (ii) Other borrowing costs are recognised as an expense in the year in which they are incurred, if any.

### 3.9 Impairment of Property, Plant & Equipment & Intangible Assets and investment in associated

The Company, at each balance sheet date, assesses whether there is any indication of impairment of any asset &/ or cash generating unit. If such indication exists, assets are impaired by comparing carrying amount of each asset &/ or cash generating unit to the recoverable amount being higher of the net selling price or value in use. Value in use is determined from the present value of the estimated future cash flows from the continuing use of the assets.

### 3.10 Inventories

Inventory of Gas (including gas inventory in pipeline & CNG cascades) is valued at lower of cost & net realizable value. Cost is determined on weighted average cost method. Where Cost of inventories includes all other costs incurred in bringing the inventories to their present location and condition and Net Realisable Value is the estimated selling price in the ordinary course of business, less estimated cost of completion and estimated cost necessary to make the sale. Necessary adjustment for shortage / excess stock is given based on the available evidence and past experience of the company.





Stores, spares & consumables and other inventory items (viz. CNG Kits, etc) are valued at lower of cost & net realizable value. Cost is determined on moving weighted average basis.

### 3.11 Accounting for Income Taxes

Income tax expenses comprises current tax (i.e. amount of tax for the period determined in accordance with the Income Tax Law) & deferred tax charge or credit (reflecting the tax effects of timing differences between accounting income & taxable income for the period). Income tax expenses are recognised in statement of profit or loss except tax expenses related to items recognised directly in reserves (including statement of other comprehensive income) which are recognised with the underlying items.

- (i) The Income Tax expense or credit for the period is the tax payable on the current period's taxable income based on the applicable income tax rate for each jurisdiction adjusted by changes in deferred tax assets & liabilities attributable to temporary differences & to unused tax losses.

The Current Income Tax charge is calculated on the basis of the tax laws enacted or substantively enacted at the end of the reporting period i.e. as per the provisions of the Income Tax Act, 1961, as amended from time to time. Management periodically evaluates positions taken in tax returns with respect to situations in which applicable tax regulation is subject to interpretation. It establishes provisions where appropriate on the basis of amounts expected to be paid to the tax authorities.

Advance Taxes & provisions for current income taxes are presented in the balance sheet after off-setting advance tax paid & income tax provision arising in the same tax jurisdiction for relevant tax paying units & where the Company is able to & intends to settle the asset & liability on a net basis.

- (ii) Deferred Tax is provided in full on temporary difference arising between the tax bases of the assets & liabilities & their carrying amounts in Standalone Financial Statements at the reporting date. Deferred tax are recognised in respect of deductible temporary differences being the difference between taxable income & accounting income that originate in one period & are capable of reversal in one or more subsequent periods., the carry forward of unused tax losses & the carry forward of unused tax credits.

Deferred Income Tax is determined using tax rates (& laws) that have been enacted or substantially enacted by the end of the reporting period & are expected to apply when the related deferred income tax asset is realised or the deferred income tax liability is settled.

Deferred Tax Assets are recognised for all deductible temporary differences & unused tax losses only if it is probable that future taxable amounts will be available to utilise those temporary differences & losses.

Deferred Tax Assets & Liabilities are offset when there is a legally enforceable right to offset current tax assets & liabilities & when the deferred tax balances relate to the same taxation authority. Current tax



assets & tax liabilities are offset where the Company has a legally enforceable right to offset & intends either to settle on a net basis, or to realise the asset & settle the liability simultaneously.

Current & Deferred Tax is recognised in profit or loss, except to the extent that it relates to items recognised in other comprehensive income or directly in equity. In this case, the tax is also recognised in other comprehensive income or directly in equity, respectively.

Any tax credit available including Minimum Alternative Tax (MAT) under the provision of the Income Tax Act, 1961 is recognised as deferred tax to the extent that it is probable that future taxable profit will be available against which the unused tax credits can be utilised. The said asset is created by way of credit to the statement of profit & loss & shown under the head deferred tax asset.

The carrying amount of deferred tax assets is reviewed at each reporting date & reduced to the extent that it is no longer probable that sufficient taxable profit will be available to allow all or part of the deferred tax asset to be utilised. Unrecognised deferred tax assets are re-assessed at each reporting date & are recognised to the extent that it has become probable that future taxable profits will allow the deferred tax asset to be recovered.

### 3.12 Leases

#### The Company as a lessee

The Company's lease asset classes primarily consist of leases for land and buildings. The Company assesses whether a contract contains a lease, at inception of a initial application date i.e. 1 April 2019. A contract is, or contains, a lease if the contract conveys the right to control the use of an identified asset for a period of time in exchange for consideration. To assess whether a contract conveys the right to control the use of an identified asset, the Company assesses whether: (i) the contract involves the use of an identified asset (ii) the Company has substantially all of the economic benefits from use of the asset through the period of the lease and (iii) the Company has the right to direct the use of the asset.

At the date of initial application of the lease, the Company recognizes a right-of-use (ROU) asset and a corresponding lease liability for all lease arrangements in which it is a lessee, except for leases with a term of 12 months or less (short-term leases) and low value leases. For these short-term and low-value leases, the Company recognizes the lease payments as an operating expense on actual payment basis as and when incurred.

Certain lease arrangements includes the options to extend or terminate the lease before the end of the lease term. ROU assets and lease liabilities includes these options when it is reasonably certain that they will be exercised.

The ROU assets are initially recognized that is equal to lease liabilities on the initial application date, that is arrived based on incremental borrowing rate on the initial application date. They are subsequently measured at cost less accumulated depreciation and impairment losses.



ROU assets are depreciated from the initial application date on a straight-line basis over the shorter of the lease term and useful life of the underlying asset. ROU assets are evaluated for recoverability whenever events or changes in circumstances indicate that their carrying amounts may not be recoverable. For the purpose of impairment testing, the recoverable amount (i.e. the higher of the fair value less cost to sell and the value-in-use) is determined on an individual asset basis unless the asset does not generate cash flows that are largely independent of those from other assets. In such cases, the recoverable amount is determined for the Cash Generating Unit (CGU) to which the asset belongs.

The lease liability is initially measured at amortized cost at the present value of the future lease payments on the date of initial application. The lease payments are discounted using the incremental borrowing rate. Lease liabilities are remeasured with a corresponding adjustment to the related ROU asset if the Company changes its assessment of whether it will exercise an extension or a termination option. Lease liability and ROU assets have been separately presented in the Balance Sheet and lease payments have been classified as financing cash flows.

#### **The Company as a lessor**

Leases for which the Company is a lessor is classified as a finance or operating lease. Whenever the terms of the lease transfer substantially all the risks and rewards of ownership to the lessee, the contract is classified as a finance lease. All other leases are classified as operating leases. When the Company is an intermediate lessor, it accounts for its interests in the head lease and the sublease Consolidatedly. The sublease is classified as a finance or operating lease by reference to the ROU asset arising from the head lease. For operating leases, rental income is recognized on a straight line basis over the term of the relevant lease.

### **3.13 Employee Benefits**

Liabilities for wages & salaries, including leave encashment that are expected to be settled wholly within 12 months after the end of the period in which the employees render the related service are recognised in respect of employees' services up to the end of the reporting & are measured at the amounts expected to be paid when the liabilities are settled. The liabilities are presented as current employee benefit obligations in the balance sheet.

(i) Defined Contribution Plan:

Contribution towards provident fund for eligible employees are accrued in accordance with applicable statutes & deposited with the regulatory provident fund authorities (Government administered provident fund scheme). The Company does not carry any other obligation apart from the monthly contribution.

The Company's contribution is recognised as an expense in the Statement of Profit & Loss during the period in which the employee renders the related service.



(ii) Defined Benefit Plan:

Gratuity liability is a defined benefit obligation and is computed at the end of each financial year on the basis of an actuarial valuation by an actuary appointed for the purpose as per projected unit credit method. The present value of the defined benefit obligation is determined by discounting the estimated future cash outflows by reference to market yields at the end of the reporting period on the government bonds.

The Liability or asset recognised in the balance sheet in respect of defined benefit gratuity plan is the present value of the defined benefit plan obligation at the end of the reporting period less the fair value of the plan assets. The Liabilities with regard to the Gratuity Plan are determined by actuarial valuation, performed by an independent actuary, at each balance sheet date using the projected unit credit method. The present value of the defined benefit obligation denominated in INR is determined by discounting the estimated future cash outflows by reference to the market yields at the reporting period on government bonds that have terms approximating to the terms of the related obligation.

The net interest cost is calculated by applying the discounting rate to the net balance of the defined benefit obligation & the fair value of plan assets. Such costs are included in employee benefit expenses in the statement of Profit & Loss. Re-measurements gains or losses arising from experience adjustments & changes in actuarial assumptions are recognised immediately in the period in which they occur directly in "other comprehensive income" & are included in retained earnings in the statement of changes in equity & in the balance sheet. Re-measurements are not reclassified to profit or loss in subsequent periods.

The Company recognises the following changes in the net defined benefit obligation as an expense in the statement of profit & loss:

- Service costs comprising current service costs, past-service costs, gains & losses on curtailments & non-routine settlements;
- Net interest expense or income.

(iii) Long Term Employee Benefits:

The liability in respect of accrued leave benefits which are expected to be availed or encashed beyond 12 months from the end of the year, is treated as long term employee benefits.

The Company's liability is actuarially determined by qualified actuary at balance sheet date by using the Projected Unit Credit method.

Actuarial losses/ gains are recognized in the Statement of Other Comprehensive Income in the year in which they arise.

### 3.14 Segment Reporting

Operating segments are reported in a manner consistent with the internal reporting provided to the chief operating decision maker. The Company operates in a single segment of natural gas business and relevant disclosure requirements as per Ind AS 108 "Operating Segments" have been disclosed by the Company under note no 38.



### 3.15 Provisions, Contingent Liabilities & Contingent Assets

Provision is recognised when the Company has a present obligation as a result of past events & it is probable that the outflow of resources will be required to settle the obligation & in respect of which reliable estimates can be made. A disclosure for contingent liability is made when there is a possible obligation that may, but probably will not require an outflow of resources. When there is a possible obligation or a present obligation in respect of which the likelihood of outflow of resources is remote, no provision/ disclosure is made. Contingent assets are not recognised in the financial statement.

Provisions & contingencies are reviewed at each balance sheet date & adjusted to reflect the correct management estimates.

### 3.16 Statement of Cash Flows

Cash flows are reported using the indirect method, whereby profit before tax is adjusted for the effects of transactions of a non-cash nature, any deferrals or accruals of past or future operating cash receipts or payments & item of income or expenses associated with investing or financing cash flows. The cash flows from operating, investing & financing activities of the Company are segregated.

### 3.17 Events occurring after the Reporting Date

Adjusting events (that provides evidence of condition that existed at the balance sheet date) occurring after the balance sheet date are recognized in the Standalone Financial Statements. Material non adjusting events (that are inductive of conditions that arose subsequent to the balance sheet date) occurring after the balance sheet date that represents material change & commitment affecting the financial position are disclosed in the Directors' Report.

### 3.18 Earnings per Share

Basic earnings per share are calculated by dividing the net profit or loss [excluding other comprehensive income] for the year attributable to equity shareholders by the weighted average number of equity shares outstanding during the year. The weighted average number of equity shares outstanding during the year is adjusted for events such as bonus issue, bonus element in a right issue, shares split & reserve share splits [consolidation of shares] that have changed the number of equity shares outstanding, without a corresponding change in resources. For the purpose of calculating diluted earnings per share, the net profit or loss [excluding other comprehensive income] for the year attributable to equity shareholders & the weighted average number of shares outstanding during the year are adjusted for the effects of all dilutive potential equity shares.

### 3.19 Financial instruments

A financial instrument is any contract that gives rise to a financial asset of one entity and a financial liability or equity instrument of another entity. Financial instruments also include derivative contracts such as foreign exchange forward contracts, cross currency interest rate swaps, interest rate swaps, currency options and embedded derivatives in the host contract.



## a. Financial Assets

### Initial recognition and measurement

All financial assets are recognized initially at fair value (plus transaction costs attributable to the acquisition of the financial assets, in the case of financial assets are not recorded at fair value through profit or loss).

#### i. Classifications

The company classifies its financial assets as subsequently measured at either amortized cost or fair value depending on the company's business model for managing the financial assets and the contractual cash flow characteristics of the financial assets.

#### ii. Business model assessment

The company assesses the objective of a business model in which an asset is held at a portfolio level because this best reflects the way the business is managed, and information is provided to management.

### Assessment whether contractual cash flows are solely payments of principal and interest

For the purposes of this assessment, 'principal' is defined as the fair value of the financial asset on initial recognition. 'Interest' is defined as consideration for the time value of money and for the credit risk associated with the principal amount outstanding during a period, for other basic lending risks, costs (e.g. liquidity risk and administrative costs), and profit margin.

In assessing whether the contractual cash flows are solely payments of principal and interest, the company considers the contractual terms of the instrument. This includes assessing whether the financial asset contains a contractual term that could change the timing or amount of contractual cash flows such that it would not meet this condition.

### Financial Assets at amortised cost

A financial asset is measured at amortised cost only if both of the following conditions are met:

- It is held within a business model whose objective is to hold assets to collect contractual cash flows.
- the contractual terms of the financial asset represents contractual cash flows that are solely payments of principal and interest.

After initial measurement, such financial assets are subsequently measured at amortised cost using the EIR method. Amortised cost is calculated by considering any discount or premium on acquisition and fees or costs that are an integral part of the EIR. The EIR amortisation is included as finance income in the profit or loss. The losses arising from impairment are recognised in the profit or loss.



### **Financial Assets at Fair Value through Other Comprehensive Income (FVOCI)**

A financial asset is measured at amortized cost only if both of the following conditions are met:

- it is held within a business model whose objective is to hold assets in order to collect contractual cash flows.
- the contractual terms of the financial asset represent contractual cash flows that are solely payments of principal and interest.

On initial recognition, the Company makes an irrevocable election on an instrument-by-instrument basis to present the subsequent changes in fair value in other comprehensive income pertaining to investments in equity instruments, other than equity investment which are held for trading. Subsequently, they are measured at fair value with gains and losses arising from changes in fair value recognised in other comprehensive income and accumulated in the 'Reserve for equity instruments through other comprehensive income'. The cumulative gain or loss is not reclassified to profit or loss on disposal of the investments.

### **Financial Assets at Fair Value through Profit and Loss (FVTPL)**

Investments in equity instruments are classified as at FVTPL, unless the Company irrevocably elects on initial recognition to present subsequent changes in fair value in other comprehensive income for investments in equity instruments which are not held for trading.

Other financial assets are measured at fair value through profit or loss unless it is measured at amortised cost or at fair value through other comprehensive income on initial recognition. The transaction costs directly attributable to the acquisition of financial assets and liabilities at fair value through profit or loss are immediately recognised in statement of the profit and loss.

### **Investment in Subsidiaries, Jointly Controlled Entities and Associates**

Investment in subsidiaries, jointly controlled entities and associates are measured at cost less impairment as per the Ind AS 27 -Separate Financial Statements.


### **Impairment of investments**

The Company reviews its carrying value of investments carried at cost or amortised cost annually, or more frequently when there is indication for impairment. If the recoverable amount is less than its carrying amount, the impairment loss is accounted for.

### **iii. Derecognition of financial assets**

A financial asset (or, where applicable, a part of a financial asset or part of a group of similar financial assets) is primarily derecognized (i.e. removed from the company's balance sheet) when:

- The rights to receive cash flows from the asset have expired, or



- The company has transferred its rights to receive cash flows from the asset or has assumed an obligation to pay the received cash flows in full without material delay to a third party under a 'pass-through' arrangement; and either (a) the company has transferred substantially all the risks and rewards of the asset, or (b) the company has neither transferred nor retained substantially all the risks and rewards of the asset, but has transferred control of the asset.

When the company has transferred its rights to receive cash flows from an asset or has entered into a pass-through arrangement, it evaluates if and to what extent it has retained the risks and rewards of ownership. When it has neither transferred nor retained substantially all of the risks and rewards of the asset, nor transferred control of the asset, the company continues to recognize the transferred asset to the extent of the company's continuing involvement. In that case, the company also recognizes an associated liability. The transferred asset and the associated liability are measured on a basis that reflects the rights and obligations that the company has retained.

Continuing involvement that takes the form of a guarantee over the transferred asset is measured at the lower of the original carrying amount of the asset and the maximum amount of consideration that the company could be required to repay.

On derecognition of a financial asset, the difference between the carrying amount of the asset (or the carrying amount allocated to the portion of the asset derecognised) and the sum of (i) the consideration received (including any new asset obtained less any new liability assumed) and (ii) any cumulative gain or loss that had been recognised in the OCI is recognised in profit or loss.

#### **Impairment of financial assets**

The Company assesses the expected credit losses associated with its assets carried at amortised cost and FVOCI debt instruments on a forward-looking basis. The impairment methodology applied depends on whether there has been a significant increase in credit risk.

With regard to trade receivable, the Company applies the simplified approach as permitted by the Ind AS 109, Financial Instruments, which requires expected lifetime losses to be recognised from the initial recognition of the trade receivables.

For all other financial assets, expected credit losses are measured at an amount equal to the 12 month expected credit losses or at an amount equal to the life time expected credit losses if the credit risk on the financial assets has increased significantly since initial recognition.

### **b. Financial Liabilities**

#### **i. Initial recognition and measurement**

Financial liabilities are classified at initial recognition as financial liabilities at fair value through profit or loss or amortised cost, as appropriate.





All financial liabilities are recognised initially at fair value and in the case of amortised cost, net of directly attributable transaction costs.

## ii. Subsequent measurement

The measurement of financial liabilities depends on their classification, as described below:

### Financial Liabilities measured at amortised cost

After the initial recognition, interest-bearing loans and borrowings are subsequently measured at amortised cost using the EIR method. Gains and losses are recognised in profit or loss when the liabilities are derecognised as well as through the EIR amortisation process.

Amortised cost is calculated by considering any discount or premium on acquisition and fees or costs that are an integral part of the EIR. The EIR amortisation is included as finance costs in the statement of profit and loss.

### Financial liabilities at fair value through profit or loss

Financial liabilities at fair value through profit or loss include financial liabilities held for trading and financial liabilities designated upon initial recognition as at fair value through profit or loss. Financial liabilities are classified as held for trading if they are incurred for the purpose of repurchasing in the near term.

Gains or losses on liabilities held for trading are recognised in the profit or loss.

Financial liabilities designated upon initial recognition at fair value through profit or loss are designated as such at the initial date of recognition, and only if the criteria in the Ind AS 109 are satisfied. For liabilities designated as FVTPL, fair value gains/ losses attributable to changes in own credit risk are recognized in OCI. These gains/ losses are not subsequently transferred to the P&L. However, the Company may transfer the cumulative gain or loss within equity. All the other changes in fair value of such liability are recognised in the statement of profit or loss.

## iii. Derecognition of financial liabilities

The company derecognises a financial liability when its contractual obligations are discharged or cancelled or expire.

## c. Modifications of financial assets and financial liabilities

### Financial assets

If the terms of a financial asset are modified, the company evaluates whether the cash flows of the modified asset are substantially different. If the cash flows are substantially different, then the contractual rights to cash flows from the original financial asset are deemed to have expired. In this case, the original financial asset is derecognised and a new financial asset is recognised at fair value.



If the cash flows of the modified asset carried at amortised cost are not substantially different, then the modification does not result in derecognition of the financial asset. In this case, the company recalculates the gross carrying amount of the financial asset and recognises the amount arising from adjusting the gross carrying amount as a modification gain or loss in profit or loss. If such a modification is carried out because of financial difficulties of the borrower, then the gain or loss is presented together with impairment losses. In other cases, it is presented as interest income. The gain / loss is recognised in other equity in case of transaction with shareholders.

### Financial liabilities

Borrowings and other financial liabilities are initially recognised at fair value (net of transaction costs incurred). Difference between the fair value and the transaction proceeds on initial is recognised as an asset / liability based on the underlying reason for the difference.

Subsequently all financial liabilities are measured at amortised cost using the effective interest rate method. The company derecognises a financial liability when its terms are modified, and the cash flows of the modified liability are substantially different. In this case, a new financial liability based on the modified terms is recognised at fair value. The difference between the carrying amount of the financial liability extinguished and the new financial liability with modified terms is recognised in profit or loss. The gain / loss is recognised in other equity in case of transaction with shareholders.

The Company has computed the Equity component of the Preference Shares considering the terms of the RPS to be non-cumulative and further modified the estimates of future cash flows.

### 3.20 Fair Value Measurements

These Standalone Financial Statements are prepared under the historical cost convention, except certain financial assets & liabilities measured at fair value (refer accounting policy on financial instruments) as per relevant applicable Ind AS.

Fair value is the price that would be received to sell an asset or paid to transfer a liability in an orderly transaction between market participants at the measurement date. The fair value measurement is based on the presumption that the transaction to sell the asset or transfer the liability takes place either in the principal market for the asset or liability, or in the absence of a principal market, in the most advantageous market for the asset or liability. The principal or the most advantageous market must be accessible to the Company.

Management applies valuation techniques to determine the fair value of financial instruments (where active market quotes are not available) and non-financial assets. This involves developing estimates and assumptions consistent with how market participants would price the instrument. Management bases its assumptions on observable data as far as possible but this is not always available. In that case management uses the best information available. Estimated fair values may vary from the actual prices that would be achieved in an arm's length transaction at the reporting date

The fair value of an asset or a liability is measured using the assumptions that market participants would use when pricing the asset or liability, assuming that market participants act in their economic best interest. A fair value measurement



of a non-financial asset takes into account a market participant's ability to generate economic benefits by using the asset in its highest & best use or by selling it to another market participant that would use the asset in its highest & best use.

The Company uses valuation techniques that are appropriate in the circumstances & for which sufficient data are available to measure fair value, maximising the use of relevant observable inputs & minimising the use of unobservable inputs. All assets & liabilities for which fair value is measured or disclosed in the Standalone Financial Statements are categorized within the fair value hierarchy, described as follows, based on the lowest level input that is significant to the fair value measurement as a whole:

- Level 1 — Quoted (unadjusted) market prices in active markets for identical assets or liabilities
- Level 2 — Valuation techniques for which the lowest level input that is significant to the fair value measurement is directly or indirectly observable
- Level 3 — Valuation techniques for which the lowest level input that is significant to the fair value measurement is unobservable

For assets & liabilities that are recognised in the Standalone Financial Statements on a recurring basis, the Company determines whether transfers have occurred between Levels in the hierarchy by re-assessing categorisation (based on the lowest level input that is significant to the fair value measurement as a whole) at the end of each reporting period.

- 3.21** The previous year numbers have been reclassified wherever necessary. Unless otherwise stated, all amounts are in Million Indian Rupees. Items reflecting as 0.00 denotes value less than Rs. 50,000.



**IRM ENERGY LIMITED**  
ACCOMPANYING NOTES TO STANDALONE FINANCIAL STATEMENTS

Note 4.1

Property, Plant and Equipment (PPE)

Gross Block

Particulars	(Unless otherwise stated, all amounts are in Million Indian Rupees)									
	Freehold Land	Leasehold land	Buildings	Plant and Machinery	Computers and laptops	Furniture & Fixtures	Vehicles	Office Equipments	Total	
Balance as on March 31, 2021	17.58	-	144.35	2,322.82	7.32	15.90	2.72	24.19	2,534.87	
Addition	4.56	-	7.31	634.31	7.36	2.59	17.96	4.10	678.18	
Disposal/Adjustments/ Transfer	-	-	-	-	-	-	-	-	-	
Balance as on March 31, 2022	22.14	-	151.66	2,957.13	14.68	18.50	20.67	28.28	3,213.06	
Addition	37.60	-	66.27	819.71	6.50	3.37	2.94	13.62	950.03	
Disposal/Adjustments/ Transfer	-	-	-	(5.05)	-	-	-	-	(5.05)	
Balance as on March 31, 2023	59.74	-	217.94	3,771.79	21.17	21.88	23.61	41.91	4,158.04	

Depreciation and Amortization

Particulars	(Unless otherwise stated, all amounts are in Million Indian Rupees)									
	Freehold Land	Leasehold land	Buildings	Plant and Machinery	Computers and laptops	Furniture & Fixtures	Vehicles	Office Equipments	Total	
Balance as on March 31, 2021	-	-	10.88	203.50	4.39	2.20	0.13	5.80	226.90	
Addition	-	-	5.63	122.25	1.93	1.65	1.74	4.80	137.99	
Disposal/Adjustments/ Transfer	-	-	-	-	-	-	-	-	-	
Balance as on March 31, 2022	-	-	16.51	325.75	6.31	3.84	1.86	10.60	364.88	
Addition	-	-	7.49	159.41	4.48	2.01	4.04	6.97	184.40	
Disposal/Adjustments/ Transfer	-	-	-	(1.39)	-	-	-	-	(1.39)	
Balance as on March 31, 2023	-	-	24.00	483.78	10.78	5.84	5.90	17.57	547.89	

Net Block

Particulars	(Unless otherwise stated, all amounts are in Million Indian Rupees)									
	Freehold Land	Leasehold land	Buildings	Plant and Machinery	Computers and laptops	Furniture & Fixtures	Vehicles	Office Equipments	Total	
Balance as on March 31, 2022	22.14	-	135.15	2,631.38	8.36	14.65	18.81	17.68	2,848.18	
Balance as on March 31, 2023	59.74	-	193.94	3,288.02	10.39	16.04	17.71	24.33	3,610.15	



**IRM ENERGY LIMITED**  
ACCOMPANYING NOTES TO STANDALONE FINANCIAL STATEMENTS

**Note 4.2**

**Capital Work-in-Progress (project under construction)**

(Unless otherwise stated, all amounts are in Million Indian Rupees)

Particulars	Amount in CWIP for a period of				Total
	Less than 1 Year	1-2 Years	2-3 Years	More than 3 Years	
Balance as on March 31, 2022	417.77	79.17	23.67	2.23	522.84
Balance as on March 31, 2023	823.48	81.86	0.17	5.34	910.85

Capital work in progress and current year fixed assets includes borrowing cost capitalised on qualifying assets amounting to Rs. 55.99 million (31st March, 2022: Rs. 23.27 million)

**Note 4.3**

**Intangible assets**

**Gross Block**

(Unless otherwise stated, all amounts are in Million Indian Rupees)

Particulars	Softwares	Right of Way charges	Total
Balance as on March 31, 2021	10.17	26.85	37.02
Addition	0.37	4.30	4.67
Disposal/Adjustments/ Transfer	-	-	-
Balance as on March 31, 2022	10.54	31.15	41.70
Addition	2.26	13.00	15.25
Disposal/Adjustments/ Transfer	-	-	-
Balance as on March 31, 2023	12.80	44.15	56.95

**Depreciation and Amortization**

(Unless otherwise stated, all amounts are in Million Indian Rupees)

Particulars	Softwares	Right of Way charges	Total
Balance as on March 31, 2021	2.26	8.27	10.53
Addition	1.21	3.41	4.63
Disposal/Adjustments/ Transfer	-	-	-
Balance as on March 31, 2022	3.48	11.68	15.16
Addition	1.30	6.84	8.14
Disposal/Adjustments/ Transfer	-	-	-
Balance as on March 31, 2023	4.77	18.52	23.30

**Net Block**

(Unless otherwise stated, all amounts are in Million Indian Rupees)

Particulars	Softwares	Right of Way charges	Total
Balance as on March 31, 2022	7.06	19.47	26.53
Balance as on March 31, 2023	8.03	25.63	33.65



**IRM ENERGY LIMITED**

**ACCOMPANYING NOTES TO STANDALONE FINANCIAL STATEMENTS**

**Note 4.4**

**Right to Use Assets**

**Gross Block**

[Unless otherwise stated, all amounts are in Million Indian Rupees]

Particulars	Right to Use- for Land	Right to Use- for Plant & Machinery	Right to Use- for Building	Total
Balance as on March 31, 2021	60.86	-	27.23	88.09
Addition	-	36.67	29.07	65.74
Disposal/Adjustments/ Transfer	-	-	-	-
<b>Balance as on March 31, 2022</b>	<b>60.86</b>	<b>36.67</b>	<b>56.31</b>	<b>153.84</b>
Addition	48.18	-	1.24	49.43
Disposal/Adjustments/ Transfer	-	-	-	-
<b>Balance as on March 31, 2023</b>	<b>109.04</b>	<b>36.67</b>	<b>57.54</b>	<b>203.25</b>

**Amortization**

[Unless otherwise stated, all amounts are in Million Indian Rupees]

Particulars	Right to Use- for Land	Right to Use- for Plant & Machinery	Right to Use- for Building	Total
Balance as on March 31, 2021	10.78	-	5.85	16.62
Addition	5.47	0.61	1.71	7.78
Disposal/Adjustments/ Transfer	-	-	-	-
<b>Balance as on March 31, 2022</b>	<b>16.24</b>	<b>0.61</b>	<b>7.55</b>	<b>24.41</b>
Addition	7.23	7.45	1.76	16.43
Disposal/Adjustments/ Transfer	-	-	-	-
<b>Balance as on March 31, 2023</b>	<b>23.47</b>	<b>8.06</b>	<b>9.31</b>	<b>40.84</b>

**Net Block**

[Unless otherwise stated, all amounts are in Million Indian Rupees]

Particulars	Right to Use- for Land	Right to Use- for Plant & Machinery	Right to Use- for Building	Total
Balance as on March 31, 2022	44.62	36.05	48.75	129.42
Balance as on March 31, 2023	85.57	28.61	48.23	162.41

**Note 4.5**

**Intangibles under Development**

[Unless otherwise stated, all amounts are in Million Indian Rupees]

Particulars	Amount in CWIP for a period of				Total
	Less than 1 Year	1-2 Years	2-3 Years	More than 3 Years	
Balance as on March 31, 2022	-	-	-	-	1.93
Balance as on March 31, 2023	-	1.93	-	-	-



**IRM ENERGY LIMITED**
**ACCOMPANYING NOTES TO STANDALONE FINANCIAL STATEMENTS**

(Unless otherwise stated, all amounts are in Million Indian Rupees)

Note No.	Particulars	As of March 31, 2023	As of March 31, 2022
<b>5</b>	<b>Investments</b>		
<b>5A</b>	<b>Non Current</b>		
	(i) Unquoted Investment in Equity Instruments of Joint Control Entity (measured at amortised cost)		
	- 17,21,344 Equity Shares of Rs. 10 each fully paid of Farm Gas Private limited (31st March 2022: 17,21,344)	17.21	17.21
	- 10,50,800 Equity Shares of Rs. 10 each fully paid of Venuka Polymers Private limited (31st March 2022: 10,50,800)	10.51	10.51
	- 50,000 Equity Shares of Rs. 10 each fully paid of Ni-Hon Cylinders Private limited (31st March 2022: Nil)	0.50	0.50
	(ii) Unquoted Investment in Equity Instruments of Subsidiary Company (measured at amortised cost)		
	- 35,000 Equity Shares of Rs. 10 each fully paid of SKI Clean Energy Private limited 31st March, 2022: Nil)	0.35	-
	(iii) Unquoted Investment in Preference Shares of Joint Control Entity (measured at amortised cost)		
	- 44,50,000 Units, 10.50% Cumulative Redeemable Preference Shares of Rs. 10 each fully paid of Farm Gas Private limited (31st March, 2022: 44,50,000)	44.50	44.50
	- 42,10,200 Units 10.50% Cumulative Redeemable Preference Shares of Rs. 10 each fully paid of Venuka Polymers Private Limited (31st March, 2022: 42,10,200)	42.10	42.10
		<b>115.17</b>	<b>114.82</b>
<b>5B</b>	<b>Current</b>		
	Unquoted Investment in Units of Mutual Fund (Carried at FVTPL)		
	Baroda Business Cycle Fund	49.88	69.46
	50,75,801 units (31st March, 2022: 69,94,635)		
	Union Flexi Cap Fund	4.71	4.79
	1,46,033 units (31st March, 2022: 1,46,033)		
	Union Focused Fund	4.08	4.14
	2,37,661 units (31st March, 2022: 2,37,661)		
	Union Hybrid Equity Fund	15.27	15.49
	12,49,937 units (31st March, 2022: 12,49,937)		
	Union Large & Midcap Fund	4.07	4.12
	2,57,001 units (31st March, 2022: 2,57,001)		
	Union Medium Duration Fund	4.90	4.78
	4,48,477 units (31st March, 2022: 4,48,477)		
	Baroda BNP Paribas Flexi cap fund- Regular plan- Growth	19.33	-
	19,99,890 units (31st March, 2022: Nil)		
	Baroda BNP Paribas Multi Asset Fund Regular Growth	20.99	-
	20,99,885 units (31st March, 2022: Nil)		
	Union Corporate Bond Fund Regular Plan Growth	23.40	-
	18,16,726 units (31st March, 2022: Nil)		
	Union Liquid Fund - Direct -Growth	2.56	-
	1,181 units (31st March, 2022: Nil)		
	Union liquid Fund Growth	190.91	-
	88,882 units (31st March, 2022: Nil)		
	Union Overnight Fund Growth	50.01	-
	42,536 units (31st March, 2022: Nil)		
	Union Multi cap- Regular Plan - Growth	2.34	-
	2,49,977 units (31st March, 2022: Nil)		
	Baroda BNP Paribas Overnight Fund- Regular Plan-Growth	50.01	-
	42,573,336 units (31st March, 2022: Nil)		
	Baroda BNP Paribas Liquid fund - Regular Plan-Growth	100.79	-
	39,211,650 units (31st March, 2022: Nil)		
		<b>543.25</b>	<b>102.78</b>
<b>6</b>	<b>Financial asset- Non-current</b>		
<b>6A</b>	<b>Loans</b>		
	Loans to Related Parties	74.90	74.90
	Employee Loan	1.72	2.52
		<b>76.62</b>	<b>77.42</b>
	Type of Borrower	Amount of Loan	% of Total Loans and Advances
	Joint Control entities	74.90	97.76%
	Terms of Repayment and Interest rate		
	The Loan is secured against charge on current asset incl. receivables and cashflow of the Company. The Loan carries interest of 10.50% p.a. and is repayable in 18 months.		
<b>6B</b>	<b>Other financial assets</b>		
	<b>Security Deposit</b>		
	To Related Parties [Unsecured, considered good]	0.44	0.44
	To Others [Unsecured, considered good]	25.60	15.79
	<b>Bank Balances</b>		
	Balance in FDR Accounts*	84.00	166.26
	*The Company has issued Bank Guarantees in favour of PNGRS during normal course of business. Such Bank Guarantees are issued by the Banks against Margin Money kept with bank in the form of fixed Deposits carrying maturity of more than 12 months.		
		<b>110.04</b>	<b>182.49</b>
<b>Note No</b>	<b>Particulars</b>	<b>As of March 31, 2023</b>	<b>As of March 31, 2022</b>
<b>7</b>	<b>Other non-current assets</b>		
	Capital advances [Unsecured, considered good] - Related Parties	0.99	-
	Capital advances [Unsecured, considered good]	330.39	32.07
	Unamortised expenses - Borrowing Cost under EIR	17.46	17.01
	Prepaid Expenses	55.29	39.23
		<b>404.13</b>	<b>88.31</b>



8	<b>Inventories (measured at lower of cost or net realisable value)</b> Natural Gas Spares and Consumables (For Valuation- Refer note 3.10)		9.52 9.77	12.02 5.13
			<b>19.29</b>	<b>17.15</b>
9	<b>Current financial assets : Trade receivables</b> Secured, considered good (secured against security deposits)* Unsecured, considered good (Others)		288.20 98.02	147.06 80.08
			<b>386.22</b>	<b>227.14</b>
	<b>Trade Receivables Ageing Schedule as on 31.03.2022</b>			
	<b>Particulars</b>	<b>Unbilled</b>	<b>Not Due</b>	<b>Outstanding for following periods from due date of Payment</b>
				<b>Less than 6 months</b> <b>6 months - 1 year</b> <b>2-3 Years</b>
	(i) Undisputed Trade receivables – considered good	25.10	243.31	117.53    0.27    0.01
	(ii) Undisputed Trade Receivables – which have significant increase in credit risk	-	-	-    -    -
	(iii) Undisputed Trade Receivables – credit impaired	-	-	-    -    -
	(iv) Disputed Trade Receivables– considered good	-	-	-    -    -
	(v) Disputed Trade Receivables – which have significant increase in credit risk	-	-	-    -    -
	(vi) Disputed Trade Receivables – credit impaired	-	-	-    -    -
	<b>Trade Receivables Ageing Schedule as on 31.03.2022</b>			
	<b>Particulars</b>	<b>Unbilled</b>	<b>Not Due</b>	<b>Outstanding for following periods from due date of Payment</b>
				<b>Less than 6 months</b> <b>6 months - 1 year</b> <b>2-3 Years</b>
	(i) Undisputed Trade receivables – considered good	11.83	178.97	36.34    0.00    -
	(ii) Undisputed Trade Receivables – which have significant increase in credit risk	-	-	-    -    -
	(iii) Undisputed Trade Receivables – credit impaired	-	-	-    -    -
	(iv) Disputed Trade Receivables– considered good	-	-	-    -    -
	(v) Disputed Trade Receivables – which have significant increase in credit risk	-	-	-    -    -
	(vi) Disputed Trade Receivables – credit impaired	-	-	-    -    -
10	<b>Current financial assets</b>			
10A	<b>Cash and cash equivalents</b>			
	(a) Balance with banks			218.06
	Balance in Current Accounts			0.65
	(b) Cash on hand			591.17
10B	<b>Bank balances other than above</b>			0.32
	(a) Margin Money deposits under lien against DSRA, Bank Guarantee and/or Stand By Letter of Credit (SBLC)*			766.06
	*The Company has issued Bank Guarantees and Stand-By Letter of Credit(SBLC) to various Govt. agencies and other Suppliers during normal course of business. Such Bank Guarantees and SBLC have been issued against Margin Money kept with bank in the form of Fixed Deposits carrying maturity of between 3 months to 12 months. Further, as per the financing document, the Company has also created Debt Service Reserve Account as Fixed Deposit with the Bank.			405.57
				<b>984.77</b>
				<b>997.06</b>
11	<b>Current financial assets : Others</b>			
	Insurance Claim Receivable			-
	Interest Receivable			2.19
	Deposit - Current			18.44
	Imprest amount with Employees			11.47
				18.68
				0.76
				0.84
				<b>37.88</b>
				<b>25.75</b>
12	<b>Other current assets</b>			
	Advance to Suppliers (Unsecured, Considered good)			81.80
	Receivables - Related Parties			16.24
	IPO Expenses*			82.32
	Prepaid Expense			90.37
				29.17
				27.93
				<b>283.66</b>
				<b>44.17</b>
	*Post the Shareholder's approval dated November 16, 2022, the Company has filed the Draft Red Herring Prospectus (DRHP) on December 14, 2022. The Company received the final observation letter from SEBI on February 21, 2023 and also from the Bombay Stock Exchange and National Stock Exchange on January 27, 2023 and January 30, 2023 respectively. The approval from stock exchanges is communicated to SEBI on January 30, 2023 Considering the same, till the listing date, IPO related expenses are grouped under other current assets			
<b>Note No.</b>	<b>Particulars</b>	<b>As of March 31, 2023</b>	<b>As of March 31, 2022</b>	
13	<b>Share capital</b>			
	<b>Authorised :</b>			
	5,00,00,000 Equity Shares of Rs.10/- Each (31st March, 2022: 5,00,00,000)	500.00		500.00
	4,00,00,000 Preference Shares of Rs.10/- Each	400.00		400.00
		900.00		900.00
	<b>Issued, Subscribed and Fully Paid-up Equity Shares :</b>			
	<b>Equity shares</b>			
	3,02,59,677 Equity Shares of Rs.10/- each (31st March, 2022: 2,93,69,677)	302.60		293.70
	<b>Preference shares</b>			
	9% Optionally Convertible Cumulative Preference Shares of Rs. 10/- Each (as at March 31, 2019: Nil shares of Rs. 10/- each) [Refer Note No. 8(ii)(a) below]	-		-
	10% Redeemable Preference Shares 3,49,99,432 shares of Rs. 10/- each (31st March, 2022: 3,49,99,432)	-		-
		302.60		293.70
<b>A</b>	<b>Reconciliation of Equity Shares outstanding at the beginning and at the end of the reporting period</b>			
	<b>Particulars</b>	<b>As of March 31, 2023</b>	<b>As of March 31, 2022</b>	
	<b>At the beginning of the period / year</b>			
	- Number of shares	2,93,69,677		2,89,99,471
	- In Rs. Million	293.70		289.99
	<b>Change during the period / year</b>			
	- Number of shares	8,90,000		3,70,206
	- In Rs. Million	8.90		3.70
	<b>At the end of the period / year</b>			
	- Number of shares	3,02,59,677		2,93,69,677
	- In Rs. Million	302.60		293.70
	<b>10% Non Cumulative Redeemable Preference Shares</b>			
	<b>At the beginning of the period / year</b>			
	- Number of shares	3,49,99,432		3,49,99,432
	- In Rs. Million	349.99		349.99
	<b>Change during the period / year</b>			
	- Number of shares	-		-
	- In Rs. Million	-		-
	<b>At the end of the period / year</b>			
	- Number of shares	3,49,99,432		3,49,99,432
	- In Rs. Million	349.99		349.99





B Details of shareholders holding more than 5% shares in the Company and details of shares held by promoters:		As of March 31, 2023	As of March 31, 2022
<b>Particulars</b>			
<b>(i) Equity Shares</b>			
Cadila Pharmaceuticals Ltd (Promoter)			
- Number of shares	1,49,78,535	1,49,78,535	
- % Holding	49.50%	51.00%	
- Change during period	-1.50%	-0.35%	
Dr. Rajiv L. Modi (Trustee of IRM Trust) (Promoter)			
- Number of shares	55,80,238	55,80,238	
- % Holding	18.44%	19.00%	
- Change during period	-0.56%	-0.13%	
Evertech Distribution Management Pvt. Ltd.			
- Number of shares	86,70,126	86,70,126	
- % Holding	28.65%	29.52%	
- Change during period	-0.87%	0.00%	
<b>(ii) 10% Non Cumulative Redeemable Preference Shares</b>			
Cadila Pharmaceuticals Ltd (Promoter)			
- Number of shares	3,49,99,432	3,49,99,432	
- % Holding	100.00%	100.00%	
- Change during period	-	-	
<b>C Terms / rights attached to equity shares:</b>			
<b>(i) Equity Shares:</b>			
The company has only one class of equity shares having par value of Rs. 10 per share. Equity shareholders are entitled to one vote per share held, the dividend provided, if any, by board of directors is subject to approval of shareholders in Annual General Meeting, except, in case of interim dividend. In the event of liquidation of the company, the equity shareholders shall be entitled to proportionate share of their holding in the assets remaining after distribution of all preferential amounts.			
<b>(ii) Redeemable Non- Cumulative Preference Shares (RPS):</b>			
The preference shares carries redemption period of 10 years from the date of issuance. The dividend provided, if any, by board of directors is subject to approval of shareholders in Annual General Meeting, except, in case of interim dividend. In the event of liquidation of the company, the equity shareholders shall be entitled to proportionate share of their holding in the assets remaining after distribution of all preferential amounts.			
<b>Note No.</b>	<b>Particulars</b>	<b>As of March 31, 2023</b>	<b>As of March 31, 2022</b>
14	<b>Reserves and surplus</b>		
	<b>Other Equity</b>		
	<b>A. Statement of profit and loss</b>		
	Opening balance	1,736.65	636.05
	Add: Transfer from statement of profit and loss	564.80	1,135.60
	Less: Dividend on Equity shares	(14.68)	(35.00)
	Less: Items routed through SOCIE	-	-
	<b>Closing balance</b>	<b>2,284.77</b>	<b>1,736.65</b>
	<b>B. Equity Component of Preference Shares</b>		
	<b>(i) OCCPS (Optionally Convertible Cumulative Preference Shares)</b>		
	Opening	0.24	0.24
	Equity Component of OCCPS	-	-
	<b>Closing balance</b>	<b>0.24</b>	<b>0.24</b>
	<b>(ii) Non Cumulative Redeemable Preference Shares</b>		
	Opening	210.81	210.81
	Equity Component of non-cumulative redeemable preference shares	-	-
	<b>Closing balance</b>	<b>210.81</b>	<b>210.81</b>
	<b>Closing balance [(i)+(ii)]</b>	<b>211.05</b>	<b>211.05</b>
	<b>C. Items of OCI - Remeasurement of the net defined benefit liability/asset, net of tax effect</b>		
	Opening	(0.52)	(0.67)
	Remeasurement of the net defined benefit liability/asset, net of tax effect*	(0.63)	0.15
	Share Issue Cost	-	-
	<b>Closing balance</b>	<b>(1.15)</b>	<b>(0.52)</b>
	*Remeasurement of defined benefit plans represents actuarial gain and losses and returns on plan assets (excluding interest income).		
	<b>D. Securities Premium</b>		
	Opening balance	54.28	42.25
	Addition during the year	403.73	12.03
	Less: Transaction cost on issue of share	(1.67)	-
	<b>Closing balance</b>	<b>454.34</b>	<b>54.28</b>
	<b>Total Reserves</b>	<b>2,953.01</b>	<b>2,001.46</b>
<b>Notes:</b>			
(i) Security premium represents the premium received on issue of shares over and above the face value of Equity Shares. Such amount is available for utilization in accordance of the Provisions of the Companies Act, 2013			
(ii) The portion of profits not distributed among the shareholders are termed as Retained Earnings. The Group may utilize the retained earnings for making investments for future growth and expansion plans or any other purpose as approved by the Board of Directors of the Company.			
15	<b>Non-current financial liabilities : Borrowings</b>		
15A	<b>Non-Current</b>		
	<b>Secured (carried at amortized cost)</b>		
	Rupee Term loans from banks	1,560.02	1,675.10
	Vehicle Loan	9.79	8.72
	<b>Unsecured</b>		
	Term loans from banks	1,050.00	-
	<b>Preference shares</b>		
	liability component 10% Non cumulative Redeemable Preference Shares of Rs. 10/- each	202.15	183.78
		<b>2,821.96</b>	<b>1,867.60</b>
15B	<b>Current</b>		
	<b>Secured (carried at amortized cost)</b>		
	Current Maturities of Rupee Term Loan from Banks	214.80	106.97
	Working Capital Loan from Banks	-	49.98
	Vehicle Loan	1.59	1.37
		<b>216.39</b>	<b>158.32</b>



Quarter Ended	Particulars	As per Statement	As per Books	Difference
June, 2022	Closing Stock	13.67	14.47	0.80
	Debtors	355.71	347.29	(8.43)
	Creditors	255.83	380.44	124.61
September, 2022	Closing Stock	15.25	15.25	-
	Debtors	468.51	477.05	8.54
	Creditors	240.18	256.84	16.66
December, 2022	Closing Stock	17.90	17.90	-
	Debtors	425.17	416.28	(8.89)
	Creditors	83.08	223.27	140.19
March, 2023	Closing Stock	19.29	19.29	(0.00)
	Debtors	366.32	366.32	-
	Creditors	257.52	264.82	7.30

The difference is on account of accounting entry passed subsequently to filing of stock statement. Subsequent to year end, Company has submitted the revised statement for all quarters and all figures as per revised statement are in agreement with the books of accounts.

Particulars	As at March 31, 2023	As at March 31, 2022
(i) Principal amount remaining unpaid to any supplier as at the end of the accounting year	1.85	2.43
(ii) Interest due thereon remaining unpaid to any supplier as at the end of the accounting year	-	-
(iii) The amount of interest paid by the company in terms of section 16 of the Micro, Small & Medium Enterprises	-	-
(iv) The amount of interest due & payable for the period of delay in making payment (which have been paid but beyond the appointed day during the year) but without adding the interest specified under the Micro, Small & Medium Enterprises Development Act, 2006	-	-
(v) The amount of interest accrued & remaining unpaid at the end of the accounting year	-	-
(vi) The amount of further interest remaining due & payable even in the succeeding years, until such date when the interest dues above are actually paid to the small enterprise, for the purpose of disallowance of a deductible expenditure under section 23 of the Micro, Small & Medium Enterprises Development Act, 2006	-	-

Note: Information as required to be disclosed under the Micro, Small and Medium Enterprises Development Act, 2006 has been determined to the extent such parties have been identified on the basis of information available with the Company.

Particulars	As at March 31, 2023	As at March 31, 2022
Customer Security Deposit	273.70	195.24
	<b>273.70</b>	<b>195.24</b>
Creditors for Capital Goods	278.59	136.21
Others payable	182.90	82.94
	<b>461.49</b>	<b>219.15</b>

Particulars	As at March 31, 2023	As at March 31, 2022
Provision for Employee Benefits (refer Note - 30)	13.72	9.35
	<b>13.72</b>	<b>9.35</b>
Provision for Employee Benefits (refer Note - 30)	0.55	0.41
	<b>0.55</b>	<b>0.41</b>



19	Current liabilities : Others Payables - Related parties Payables - Others Statutory dues payable		
		20.92	61.41
		20.92	61.41
20	Deferred Tax Liabilities (net) Deferred tax liabilities	185.22	147.12
		185.22	147.12
	The gross movement in the deferred tax account are as follows :		
	Net deferred tax (asset)/ liability at the beginning of the period / year	147.12	93.58
	Depreciation	49.86	69.52
	Deferred Tax Assets	(a) 49.86	69.52
	Provision for Retirement Benefits	1.14	0.67
	Lease Liability	10.62	15.31
		(b) 11.76	15.98
	Net (a-b)	38.10	53.54
	Net deferred tax asset/ (liability) at the end of the period / year	185.22	147.12
Note No.	Particulars	For the year ending March 31, 2023	For the year ending March 31, 2022
21	Revenue from Operations		
	Sale of Goods		
	CNG Sales (Gross of Taxes)	4,722.84	2,967.36
	PNG Sales	5,629.64	2,464.71
	Sale of Services		
	Connection Income	31.71	20.69
	Other Operating Revenues	7.16	8.67
		10,391.35	5,461.43
22	Other Income		
	Gain on remeasurement of financial Assets	0.52	1.08
	Profit on Sale of Mutual Fund	2.08	-
	Profit on Sale of Asset	0.18	-
	Interest Income	56.86	29.42
		59.64	30.50
23	Purchases of stock-in-trade of natural gas		
	Natural Gas	7,795.27	2,492.27
		7,795.27	2,492.27
24	Changes in inventories of Natural Gas		
	Changes in inventories of finished goods, stock in trade and work in progress - Natural Gas		
	Inventory at the beginning of the year	12.02	2.06
	Less: Inventory at the end of the year	9.52	12.02
		2.50	(9.96)



**IRM ENERGY LIMITED**  
**ACCOMPANYING NOTES TO STANDALONE FINANCIAL STATEMENTS**

(Unless otherwise stated, all amounts are in Million Indian Rupees)

Note No.	Particulars	For the year ending March 31, 2023	For the year ending March 31, 2022
25	<b>Employee Benefits Expense</b>		
	Salaries, wages and bonus	76.93	62.15
	Company's contribution to provident & other funds	3.37	2.38
	Leave Encashment and Gratuity (Refer note 30)	3.88	3.02
	Staff welfare expenses	6.65	4.03
		<b>90.83</b>	<b>71.58</b>
26	<b>Finance Costs</b>		
	Interest Cost		
	- On Term Loan	121.06	129.47
	- On Working Capital	3.91	0.39
	- On Preference Shares	18.38	16.71
	- On Finance Lease Liability (refer Note 42)	14.17	6.99
	- Others	22.12	4.96
	Other Borrowing Cost	1.98	1.69
	Bank and Other Finance Charges	47.41	60.56
		<b>229.03</b>	<b>220.75</b>
27	<b>Depreciation and Amortisation expense</b>		
	Depreciation of tangible assets (refer note 4)	184.40	137.99
	Amortisation of intangible assets (refer note 4)	24.56	12.42
		<b>208.96</b>	<b>150.41</b>
28	<b>Other Expenses</b>		
	Advertisement and Marketing Expenses	16.70	10.09
	Business Promotion Expenses	3.40	1.96
	Corporate Social Responsibility Expense (refer Note - 37)	15.60	6.03
	Consumption of Spares and Consumables	2.79	5.19
	Director's Sitting Fees	4.88	2.78
	Hire Charges-Vehicle	293.03	237.20
	Insurance Cost	7.80	9.46
	Foreign Exchange Fluctuation	0.39	-
	Legal and Professional Charges	18.84	16.77
	License Fees	35.10	63.00
	Managerial Remuneration	7.32	20.79
	Power and fuel	100.95	82.82
	Rent (refer note 42)	9.83	4.58
	Repairs and Maintenance		
	-Buildings	0.10	0.38
	-Plant and Machineries	156.68	140.12
	-Others	3.20	1.81
	Stamp Duty Expense	3.98	1.24
	Security Expense	6.94	4.90
	Tender Fees	-	13.54
	Travelling, Lodging and Boarding	15.29	9.15
	Rates and Taxes	3.07	0.18
	Miscellaneous expenses	83.63	21.28
		<b>789.52</b>	<b>653.27</b>
	<b>Payments to auditor*</b>		
	For Statutory Audit (Incl GST)	1.42	1.42
	For Tax Audit (Incl GST)	0.29	0.46
	For Certification & other reimbursements (incl. GST)	4.20	0.28
	*Included in Legal and Professional Charges and IPO Expenses	5.91	2.15
29	<b>Tax Expense</b>		
	Corporate Tax	141.29	334.50
	Corporate Tax- Previous year	-	-
	Deferred Tax (refer Note - 20)	38.32	53.54
		<b>179.61</b>	<b>388.04</b>
29A	<b>Reconciliation of effective tax rate</b>		
	<b>Particulars</b>	<b>For the year ending March 31, 2023</b>	<b>For the year ending March 31, 2022</b>
	Tax using the Company's domestic tax rate	25.17%	25.17%
	<b>Profit/(loss) before tax</b>		
	Tax using Company's Domestic Tax rate	744.41	1,523.63
	Tax effect of adjustments in calculating taxable Income	187.37	383.50
	CSR Expense	3.06	1.52
	Depreciation	(38.26)	(51.75)
	Interest on Current Tax	-	8.30
	Tax Expense of earlier years	-	-
	Other items	(10.88)	(7.06)
	Income Tax Expense reported into Profit and Loss Current Year	141.29	334.50
	<b>Effective tax rate</b>	<b>18.98%</b>	<b>21.95%</b>



2



**IRM ENERGY LIMITED**
**ACCOMPANYING NOTES TO STANDALONE FINANCIAL STATEMENTS**
**30 Employee Benefits:**
**(i) Short term employee benefits**

All employee benefits payable wholly within twelve months of rendering the service are classified as short term employee benefits. Benefits such as Salaries, incentives & allowances, short terms compensated absences, etc., & the expected cost of bonus, ex-gratia are recognised in the year in which the employee renders the related service.

**(ii) Long term employee benefits**
**(a) Gratuity (Unfunded):**

The Company provides for gratuity for employees in India as per the Payment of Gratuity Act, 1972. Employees who are in continuous service for a period of 5 years are eligible for gratuity. The amount of gratuity payable on retirement/termination is the employees last drawn basic salary per month computed proportionately for 15 days salary multiplied for the number of years of service. The gratuity plan is an unfunded plan.

(Unless otherwise stated, all amounts are in Million Indian Rupee)

Particulars	For the year ending March 31, 2023	For the year ending March 31, 2022
<b>Table Showing Change in the Present Value of Projected Benefit Obligation:</b>		
Present Value of Benefit Obligation at the Beginning of the Period	5.25	3.85
Interest Cost	0.38	0.27
Current Service Cost	1.45	1.28
(Benefit Paid Directly by the Employer)	(0.07)	-
Actuarial (Gains)/Losses on Obligations - Due to Change in Demographic Assumptions	-	(0.14)
Actuarial (Gains)/Losses on Obligations - Due to Change in Financial Assumptions	(0.21)	(0.22)
Actuarial (Gains)/Losses on Obligations - Due to Experience	1.05	0.21
Present Value of Benefit Obligation at the End of the Period	7.85	5.25
<b>Table Showing Change in the Fair Value of Plan Assets:</b>		
Fair Value of Plan Assets at the Beginning of the Period	-	-
Interest Income	-	-
Fair Value of Plan Assets at the End of the Period	-	-
<b>Amount Recognized in the Balance Sheet:</b>		
(Present Value of Benefit Obligation at the end of the Period)	(7.85)	(5.25)
Fair Value of Plan Assets at the end of the Period	-	-
Funded Status (Surplus) / (Deficit)	(7.85)	(5.25)
Net (Liability)/Asset Recognized in the Balance Sheet	(7.85)	(5.25)
<b>Expenses Recognized in the Statement of Profit or Loss for Current Period:</b>		
Current Service Cost	1.45	1.28
Net Interest Cost	0.38	0.27
Expenses Recognized	1.83	1.55
<b>Expenses Recognized in the Other Comprehensive Income (OCI) for Current Period:</b>		
Actuarial (Gains)/Losses on Obligation for the Period	0.85	(0.15)
Net (Income)/Expense For the Period Recognized in OCI	0.85	(0.15)
<b>Balance Sheet Reconciliation:</b>		
Opening Net Liability	5.25	3.85
Expenses Recognized in Statement of Profit or Loss	1.83	1.55
Expenses Recognized in OCI	0.85	(0.15)
(Benefit Paid Directly by the Employer)	(0.07)	-
Net Liability/(Asset) Recognized in the Balance Sheet	7.85	5.25
<b>Maturity Analysis of the Benefit Payments: From the Employer:</b>		
<b>Projected Benefits Payable in Future Years from the Date of Reporting</b>		
1st Following Year	0.27	0.17
2nd Following Year	0.36	0.21
3rd Following Year	0.41	0.26
4th Following Year	0.45	0.30
5th Following Year	0.49	0.32
Sum of Years 6 To 10	2.57	1.66
Sum of Years 11 & above	21.09	13.83
<b>Sensitivity Analysis:</b>		
Projected Benefit Obligation on Current Assumptions	7.85	5.25
Delta Effect of +1% Change in Rate of Discounting	-87.86%	-60.00%
Delta Effect of -1% Change in Rate of Discounting	106.32%	73.00%
Delta Effect of +1% Change in Rate of Salary Increase	90.22%	65.00%
Delta Effect of -1% Change in Rate of Salary Increase	-82.43%	-58.00%
Delta Effect of +1% Change in Rate of Employee Turnover	0.48%	-2.00%
Delta Effect of -1% Change in Rate of Employee Turnover	-1.60%	2.00%

The sensitivity analysis have been determined based on reasonably possible changes of the respective assumptions occurring at the end of the reporting period, while holding all other assumptions constant.

The sensitivity analysis presented above may not be representative of the actual change in the projected benefit obligation as it is unlikely that the change in assumptions would occur in isolation of one another as some of the assumptions may be correlated.

Furthermore, in presenting the above sensitivity analysis, the present value of the projected benefit obligation has been calculated using the projected unit credit method at the end of the reporting period, which is the same method as applied in calculating the projected benefit obligation as recognized in the balance sheet.



**IRM ENERGY LIMITED**
**ACCOMPANYING NOTES TO STANDALONE FINANCIAL STATEMENTS**
**(b) Leave Encashment (unfunded):**

The employees of the company are entitled to leave as per the leave policy of the company. The liability on account of accumulated leave as on last day of the accounting year is recognised (net of the fair value of plan assets as at the balance sheet date) at present value of the defined obligation at the balance sheet date based on the actuarial valuation carried out by an independent actuary using projected unit credit method.

(Unless otherwise stated, all amounts are in Million Indian Rupees)

Particulars	For the year ending March 31, 2023	For the year ending March 31, 2022
<b>Table Showing Change in the Present Value of Projected Benefit Obligation</b>		
Present Value of Benefit Obligation at the Beginning of the Period	4.51	3.27
Interest Cost	0.33	0.23
Current Service Cost	0.77	0.82
Benefit Paid Directly by the Employer	(0.13)	(0.22)
Actuarial (Gains)/Losses on Obligations - Due to Change in Demographic Assumptions	-	(0.01)
Actuarial (Gains)/Losses on Obligations - Due to Change in Financial Assumptions	(0.14)	(0.18)
Actuarial (Gains)/Losses on Obligations - Due to Experience	1.11	0.62
Present Value of Benefit Obligation at the End of the Period	6.42	4.51
<b>Change in the fair value of plan assets:</b>		
Fair Value of Plan Assets at the Beginning of the Period	-	-
Interest Income	-	-
Fair Value of Plan Assets at the End of the Period	-	-
<b>Amount Recognized in the Balance Sheet</b>		
(Present Value of Benefit Obligation at the end of the Period)	(6.42)	(4.51)
Fair Value of Plan Assets at the end of the Period	-	-
Funded Status (Surplus/ (Deficit))	(6.42)	(4.51)
Unrecognized Past Service Cost at the end of the Period	-	-
Net Liability/(Asset) Recognized in the Balance Sheet	(6.42)	(4.51)
<b>Expenses / (Incomes) recognized in the Statement of Profit &amp; Loss:</b>		
Current Service Cost	0.77	0.82
Net Interest Cost	0.33	0.23
Actuarial (Gains)/Losses	0.95	0.43
Expenses Recognized in the Statement of Profit or Loss	2.04	1.47
<b>Balance Sheet Reconciliation:</b>		
Opening Net Liability	4.51	3.27
Expense Recognized in Statement of Profit or Loss	2.04	1.47
Net Liability/(Asset) Transfer In	-	-
Net (Liability)/Asset Transfer Out	(0.13)	(0.22)
(Benefit Paid Directly by the Employer)	-	-
Net Liability/(Asset) Recognized in the Balance Sheet	6.42	4.51

**31 Financial risk management:**

The Company's activities expose it to credit risk, liquidity risk & market risk. This note explains the sources of risk which the entity is exposed to & how the entity manages the risk & the related impact in the Consolidated Financial Statements. The Company's risk management is done in close coordination with the board of directors & focuses on actively securing the Company's short, medium & long-term cash flows by minimizing the

**(i) Credit risk:**

Credit risk arises from the possibility that counter party may not be able to settle their obligations as agreed. The Company is exposed to credit risk from trade receivables, bank deposits & other financial assets.

Bank deposits are placed with reputed banks / financial institutions. Hence, there is no significant credit risk on such fixed deposits.

The Company periodically assesses the financial reliability of the counter party, taking into account the financial condition, current economic trends, & analysis of historical bad debts & ageing of accounts receivable. Individual limits are set accordingly.

The Company trades with recognized & credit worthy third parties. It is the Company's policy that all customers who wish to trade on credit terms are subject to credit verification procedures. In addition, trade receivable balances are monitored on an on-going basis with the result that the Company's exposure to bad debts is not significant.

An impairment analysis is performed at each reporting date on an individual basis for major clients, in addition, a large number of minor receivables are grouped into homogenous groups & assessed for impairment collectively. The calculation is based on exchange losses historical data. Also, the Company does not enter into sales transaction with customers having credit loss history.

There are no significant credit risks with related parties of the Company. Adequate expected credit losses are recognized as per the assessments.

**(ii) Liquidity risk:**

Liquidity risk is defined as the risk that the Company will not be able to settle or meet its obligations on time or at a reasonable price. For the Company, liquidity risk arises from obligations on account of financial liabilities - borrowings, trade payables & other financial liabilities.

The Company's principle sources of liquidity are cash & cash equivalents & the cash flow that is generated from operations. The Company believes that the working capital is sufficient to meet its current requirements. Accordingly, no liquidity risk is perceived. The Company closely monitors its liquidity position & maintains adequate source of funding.

**(iii) Maturities of financial liabilities:**

The tables below analyse the Company's financial liabilities into relevant maturity groupings based on their contractual maturities for all non-derivative financial liabilities. The amounts disclosed in the table are the contractual undiscounted cash flows. Balances due within 12 months equal their carrying balances as the impact of discounting is not significant.



**IRM ENERGY LIMITED**  
**ACCOMPANYING NOTES TO STANDALONE FINANCIAL STATEMENTS**

(Unless otherwise stated, all amounts are in Million Indian Rupees)

As of March 31, 2023	Upto year 1	1-5 years	More than 5 yrs
Borrowings (other than redeemable preference shares)	253.87	2,047.03	535.29
Redeemable preference shares	-	32.89	149.27
Trade payables	311.54	-	-
Lease Liabilities	8.54	35.71	115.00
Other financial liabilities	735.19	-	-
<b>TOTAL</b>	<b>1,309.14</b>	<b>2,115.63</b>	<b>819.56</b>
<b>GRAND TOTAL</b>		<b>4244.33</b>	

(Unless otherwise stated, all amounts are in Million Indian Rupees)

As of March 31, 2022	Upto year 1	1-5 years	More than 5 yrs
Borrowings (other than redeemable preference shares)	158.31	687.79	996.03
Redeemable preference shares	-	29.90	143.88
Trade payables	250.92	-	-
Other financial liabilities	473.24	48.69	39.52
<b>TOTAL</b>	<b>882.47</b>	<b>766.38</b>	<b>1,209.43</b>
<b>GRAND TOTAL</b>		<b>2808.28</b>	

(iv) **Market risk:**

Market risk is the risk that changes in market prices— such as foreign exchange rates, interest rates & equity prices— will affect the Companies income or the value of its holdings of financial instruments.

(v) **Foreign exchange risk:**

The Company is not directly exposed to foreign exchange risk as no direct foreign currency transactions are entered into.

(vi) **Interest Rate Risk:**

Interest rate risk is the risk that the fair value or future cash flows of a financial instrument will fluctuate because of changes in market interest rates. The Companies exposure to the risk of changes in market interest rates relates primarily to the Companies long-term debt obligations with floating interest rates.

The Companies investments in fixed deposits are of fixed interest rates.

The exposure of the Companies borrowing to interest rate changes of the end of the reporting period are as follows:

(Unless otherwise stated, all amounts are in Million Indian Rupees)

Particulars	As of March 31, 2023	As of March 31, 2022
Variable rate instruments		
Financial Assets	-	-
Financial Liabilities	2,836.19	1,842.14
Fixed rate instruments		
Financial Assets*	186.22	259.28
Financial Liabilities	361.40	300.63
<b>Interest rate variation</b>	<b>Change</b>	<b>Impact</b>
Scenario-1	(+) 0.50%	14.18
Scenario-2	(-) 0.50%	(14.18)

\*Financial Assets excludes Investment in Joint Ventures

**32 Capital Management:**

The company objectives when managing capital are to safeguard their ability to continue as a going concern so that they can continue to provide returns for shareholders & benefits for other stakeholders, & maintain an optimal structure to reduce the cost of capital.

Net Debt = Total term loan borrowings less cash & cash equivalents including current investments

Total 'equity' means share capital issued (Equity Shares & Equity component of Preference Shares) & accumulated reserves.

(Unless otherwise stated, all amounts are in Million Indian Rupees)

Particulars	As of March 31, 2023	As of March 31, 2022
Total borrowings (including Liability component of Redeemable Preference Shares)	3,038.35	2,025.91
Less: cash & cash equivalents & Balance with banks	218.71	591.49
Net debt	2,819.64	1,434.42
Total equity	3,255.61	2,295.17
Net Debt to Equity Ratio	0.87	0.62

**Loan Covenants:**

Under the terms of the major borrowing facilities, the Company is required to comply any 2 of the following financial covenants failing which penal interest as prescribed in the facility agreement shall apply. The Financial Covenants shall be tested at the end of each Fiscal Year based on the certification of the Auditor.

(i) Gross DSCR

(ii) Interest Coverage ratio

(iii) FACR = (Net Property, Plant and Equipment) / Loan Outstanding

Note: The company has complied with all Loan Covenants as on 31st March, 2023 as required under facility agreement.

**33 Related Party Disclosures:**

The management has identified the following entities and individuals as related parties of the Company for the purpose of reporting as per Ind AS 24 - Related Party Transactions, which are as under:

(a) **Name of the Related party & Nature of the Related Party Relationship:**

Sr. No.	Nature	Name of the Person/Entity
i	Holding Company	(i) Cadila Pharmaceuticals Limited (upto 02.09.2022)
ii	Joint Venture entities	(i) Farm Gas Private Limited (ii) Venuka Polymers Private Limited (iii) Hi-Hon Cylinders Private Limited
iii	Subsidiary Company	(i) SKI-Clean Energy Private Limited (W.e.f. 21.09.2022) (ii) IRM Private Limited (Formerly IRM Limited) (iii) IRM Trust (iv) Muktika Ventures LLP (v) N M Sadguru Water and Development Foundation (vi) Aspire Disruptive Skill Foundation
iv	Enterprises Significantly Influenced by Directors or their relatives or Key Management Personnel	(vi) Kala Ba & Kala Sudh Public Charitable Trust (vii) Enertech Distribution Management Private Limited (viii) Enertech Fuel Solutions Private Limited (ix) Apollo Hospitals International Limited (x) Sanguine Management Services Private Limited (xi) IRM Enterprises Private Limited (xii) Inverika Bioresearch Private Limited (xiii) CAD Ventures Private Limited
v	Directors	(i) Mr. Maheshwar Sahu (Chairman) (ii) Dr. Rajiv L. Modi (Director) (iii) Mr. Amalabha Banerjee (Director) (iv) Mr. Badi Mahapatra (Director)
vi	Key Management Personnel	(i) Mr. Karan Kaushal (CEO) (ii) Mr. Harshat Anjaria (CFO) (iii) Ms. Shikha Jain (CS)



**IRM ENERGY LIMITED**  
**ACCOMPANYING NOTES TO STANDALONE FINANCIAL STATEMENTS**

(a) Transactions with related parties

(Unless otherwise stated, all amounts are in Million Indian Rupees)

Sr. No.	Nature of Transaction	Name of the Related Party	For the year ending March 31, 2023	For the year ending March 31, 2022
1	For Goods Procured/ Services Availed/ (Provided)	Cadila Pharmaceuticals Limited	1.99	13.09
		IRM Trust	40.39	66.78
		Farm Gas Private Limited	559.92	-
		Venka Polymers Private Limited	44.43	60.00
		Enertech Fuel Solutions Private Limited	65.32	-
		Enertech Distribution Management Private Limited	19.77	-
		Inverika Bioresearch Private Limited	0.11	-
		Maukika Ventures LLP	-	6.73
		Ni Hon Cylinders Pvt. Limited	10.05	-
		Apollo Hospitals International Limited	0.01	0.15
		CAD Ventures Private Limited	0.01	-
		SKI-Clean Energy Private Limited	0.03	-
		IRM Private Limited	0.77	0.31
		2	Dividend- Paid/(received)	Cadila Pharmaceuticals Limited
IRM Trust	2.79			-
Enertech Distribution Management Private Limited	4.34			-
Maheswar Sahu	0.07			-
Karan Koushal	0.00			-
Harshal Anjaria	0.00			-
3	Subscription of Shares (incl. securities premium)	Cadila Pharmaceuticals Limited	-	3.72
		IRM Trust	-	1.39
		Enertech Distribution Management Private Limited	-	4.44
		Maheswar Sahu	-	3.98
4	Reimbursement of Expenses (Payable)/(Receivable)	Cadila Pharmaceuticals Limited	0.50	(1.07)
		Maheswar Sahu	0.45	0.22
		Venka Polymers Private Limited	(63.57)	(35.01)
		Maukika Ventures LLP	(0.21)	(0.21)
		Farm Gas Private Limited	(180.88)	(97.14)
		Ni Hon Cylinders Pvt. Limited	0.90	(0.02)
		SKI-Clean Energy Private Limited	(0.39)	-
5	Director Sitting Fees	IRM Trust	-	(0.05)
		Maheswar Sahu	1.32	0.88
		Badi Mahapatra	0.54	0.36
6	Managerial Remuneration	Amitabha Banerjee	0.08	-
		Maheswar Sahu	15.10	4.58
7	Corporate Social Responsibility Expense	Koka Ba & Kala Budh Public Charitable Trust	7.27	3.33
		N M Sadguru Water and Development Foundation	0.60	0.50
		Aspire Disruptive Skill Foundation	6.24	2.20
8	Donation	Aspire Disruptive Skill Foundation	-	0.20
9	Loan Given	Ni Hon Cylinders Pvt. Limited	-	74.90
10	Remuneration	Karan Koushal	6.86	6.23
		Harshal Anjaria	4.58	4.20
		Shikha Jain	0.94	0.53
		IRM Private Limited	0.06	0.07
11	Outstanding Payables	IRM Trust	-	11.02
		Enertech Fuel Solutions Private Limited	10.49	-
		Maheswar Sahu	0.05	0.09
		Amitabha Banerjee	-	-
		Apollo Hospitals International Limited	0.31	0.31
		Maukika Ventures LLP	0.42	0.42
		Ni Hon Cylinders Pvt. Limited	85.69	74.92
		IRM Private Limited	-	-
12	Outstanding Receivables	Venka Polymers Private Limited	72.52	25.71
		Cadila Pharmaceuticals Limited	0.05	-
		IRM Trust	0.44	0.44
		Maukika Ventures LLP	0.21	-
		SKI-Clean Energy Private Limited	0.01	-
		Farm Gas Private Limited	15.94	13.51

\*As per agreement between the company and IRM Trust in Goods/Service, liability to pay license fees is put on suspension w.e.f 1st July 2022.

**34 Earnings Per Share:**

(Unless otherwise stated, all amounts are in Million Indian Rupees)

Sr. No.	Particulars	BOM	For the year ending March 31, 2023	For the year ending March 31, 2022
<b>Basic EPS</b>				
a	Profit after tax attributable to Equity Shareholders	Rs.	564.80	1,135.59
b	Basic & weighted average number of Equity shares outstanding during the year	Nos.	30.17	29.18
c	Basic earning per share (₹)	Rs.	18.72	38.92
<b>Diluted EPS</b>				
a	Profit after tax attributable to Equity Shareholders	Rs.	564.80	1,135.59
b	Basic & weighted average number of Equity shares outstanding during the year	Nos.	30.17	29.18
c	Diluted earning per share (₹)	Rs.	18.72	38.92





**IRM ENERGY LIMITED**
**ACCOMPANYING NOTES TO STANDALONE FINANCIAL STATEMENTS**
**35 Contingent Liabilities & Capital Commitment (to the extent not provided for):**
**(A) Contingent Liabilities**

(Unless otherwise stated, all amounts are in Million Indian Rupees)

Sr. No.	Particulars	As of March 31, 2023	As of March 31, 2022
1	Income Tax Liability for A.Y 18-19- Rectification filed pending resolution	0.05	0.05
2	In respect of Corporate Guarantee given by the Company in favour of Banks extending the credit facilities to Joint Control Entities	675.60	507.00
3	In respect of Performance Bank Guarantee (PBG) issued in favour of PNGRB by Banks	1,581.20	1,581.20
	<b>Total</b>	<b>2,256.85</b>	<b>2,088.25</b>

**(B) Capital Commitment**

(Unless otherwise stated, all amounts are in Million Indian Rupees)

Sr. No.	Particulars	As of March 31, 2023	For the year ending March 31, 2022
1	Estimated amount of contracts remaining to be executed on capital account & not provided for (Net of advance)	2,711.87	1,084.05
	<b>Total</b>	<b>2,711.87</b>	<b>1,084.05</b>

**36 The Company has taken limits for issuance of Performance Bank Guarantee (PBG) in favor of PNGRB which is secured as under-**

- First Charge on movable and immovable assets (both present and future) relating to the specific projects on pari passu basis.
- First charge on current assets (incl. cash flows, receivables, etc), both present and future, of the specific projects on pari passu basis.

Further, Cadila Pharmaceuticals Ltd has given corporate guarantee for the limits taken by the company for submission of PBG of Rs. 250 million for the Diu and Gir somanah city gas distribution project.

**37 Corporate Social Responsibility:**

As per Section 135 of the Companies Act, 2013, a Corporate Social Responsibility (CSR) committee has been formed by the Company. The CSR activities of the Company are generally been carried out by making payment contribution to eligible trusts. The trusts carry out the CSR activities as specified in Schedule VII to the Companies Act, 2013 on behalf of the Company.

(Unless otherwise stated, all amounts are in Million Indian Rupees)

Sr. No.	Particulars	For the year ending March 31, 2023	For the year ending March 31, 2022
a	Amount required to be spent during the year/period	15.20	6.00
b	Amount of opening unspent CSR expenses spent during the year/period	-	-
c	Amount approved by the board to be spent during the year/period	16.10	6.03
d	Amount spent during the year/period	15.60	6.03
	i Construction/Acquisition of any assets	-	-
	ii On purposes other than (i) above	15.60	6.03
e	Details related to spent/unspent obligations		
	i Contribution to Public and Charitable Trust	15.60	6.03
	ii Excess Amount to be carried forward (C-D)	0.40	-

**38 Segment Information**
**a Description of segments and principal activities**

The Company has a single operating segment that is "Sale of Natural Gas". Accordingly, the segment revenue, segment results, segment assets & segment liabilities are reflected in the Restated Consolidated Financial Statements themselves as at & for the period/financial year ended March 31, 2023 and March 31, 2022.

**b Entity wide disclosures**

- Information about products and services: The Company is in a single line of business of "Sale of Natural Gas".
- Geographical information: The company operates presently in the business of city gas distribution in India. Accordingly, revenue from customers earned and non-current asset are located, in India.
- Information about major customers: In the current year, revenue from none of the external customer individually accounted for more than ten percent of the revenue.

**39 Registration of charges or satisfaction with Registrar of Companies (ROC)**

The Company has registered charge with ROC within statutory time period. There has been no satisfaction of charge filed with ROC.

**40 Details of Benami Property held**

The company does not hold any benami property under the Benami Transactions (Prohibition) Act, 1988 (45 of 1988) and rules made thereunder, hence no proceedings initiated or pending against the company under the said Act and Rules.

**41 Loans and advances granted to specified person**

Except as stated in the notes to accounts and financial statement, there are no other loans or advances granted to specified persons namely promoters, directors, KMPs and related parties.

**42 Land, Building and Plant & Machinery on lease for more than 12 months**

The Company has taken Land, Building and Plant & Machinery on Lease for the period of more than 12 Months. The Company has taken other Buildings also on lease for the period of 12 months or less for which the company applies the "Short-term leases" recognition exemptions. Disclosures as per Ind AS 116 - Leases are as follows:

**a Changes in the carrying value of right of use assets**

(Unless otherwise stated, all amounts are in Million Indian Rupees)

Particulars	For the year ending March 31, 2023	For the year ending March 31, 2022
Balance at the beginning of the year	129.42	71.47
Additions	49.43	65.74
Reclassified pursuant to adoption of Ind AS 116	-	-
Deletions	-	-
Amortisation	16.43	7.78
<b>Balance at the end of the year</b>	<b>162.42</b>	<b>129.42</b>



**IRM ENERGY LIMITED**  
**ACCOMPANYING NOTES TO STANDARION FINANCIAL STATEMENTS**

**b. Movement of Lease Liabilities**

(Unless otherwise stated, all amounts are in Million Indian Rupees)

Particulars	For the year ending March 31, 2023	For the year ending March 31, 2022
Balance at the beginning of the year	117.07	56.23
Additions	49.43	43.75
Deletions	-	-
Finance cost accrued during the year	14.17	6.99
Payment of lease liabilities	21.41	11.90
<b>Balance at the end of the year</b>	<b>159.25</b>	<b>117.07</b>

**c. Contractual maturities of lease liabilities**

(Unless otherwise stated, all amounts are in Million Indian Rupees)

Particulars	For the year ending March 31, 2023	For the year ending March 31, 2022
Less than one year	8.54	8.85
One to five years	33.71	48.69
More than five years	115.00	59.53
<b>Total</b>	<b>159.25</b>	<b>117.07</b>

**d. Amount recognized in Statement of Profit and Loss account during the year**

(Unless otherwise stated, all amounts are in Million Indian Rupees)

Particulars	For the year ending March 31, 2023	For the year ending March 31, 2022
Amortization expense of right of use assets	16.43	7.78
Interest Expense on Lease liabilities	14.17	6.99
Expense related to short term leases	9.86	4.58
<b>Total</b>	<b>40.46</b>	<b>19.35</b>

**e. Amount recognized in statement of Cash Flow**

(Unless otherwise stated, all amounts are in Million Indian Rupees)

Particulars	For the year ending March 31, 2023	For the year ending March 31, 2022
Total Cash flow for lease	21.41	11.89
<b>Total</b>	<b>21.41</b>	<b>11.89</b>

**43. Utilization of borrowed funds, share premium and other funds**

The Company has not received any fund from any person or entity with the understanding that the Company would directly or indirectly lend or invest in other person or entity identified in any manner whatsoever by or on behalf of the funding party (ultimate beneficiary) or provided any guarantee or security or the like on behalf of the ultimate beneficiary.

The Group have not advanced or loaned or invested funds to any other person(s) or entity(ies), including foreign entities (Intermediaries) with the understanding that the Intermediary shall:

- i. directly or indirectly lend or invest in other persons or entities identified in any manner whatsoever by or on behalf of the company (Ultimate Beneficiaries) or
- ii. provide any guarantee, security or the like to or on behalf of the Ultimate Beneficiaries

**44. Compliance with number of layers of companies**

The company has complied with the number of layers prescribed under clause (87) of section 2 of the Act read with Companies (Restriction on number of Layers) Rules, 2017.

**45. Details of Cryptic Currency or Virtual Currency**

The company has not traded or invested in Crypto currency or Virtual Currency during the financial year.

**46. Undisclosed Income**

There is no transaction, which has not been recorded in books of accounts, that has been surrendered or disclosed as income during the year in tax assessments under the Income Tax Act, 1961.

**47. Relationship with struck off companies**

The Company do not have any transactions with companies struck off under section 248 of the Companies Act, 2013 or section 560 of Companies Act, 1956.

**48. Willful Defaulter**

The company is not declared as willful defaulter by any bank or financial institution or other lender.

**49. Revaluation of property, Plant and equipment**

The Group has not revalued its property, plant and equipment (including right-of-use assets) or intangible assets or both during year ended 31 March 2023, 31 March 2022.



**IRM ENERGY LIMITED**

**ACCOMPANYING NOTES TO STANDALONE FINANCIAL STATEMENTS**

**50 Detail regarding Financial Instruments**

(Unless otherwise stated, all amounts are in Million Indian Rupees)

As of 31 March 2023	Financial Instruments by category (carrying amount)				Fair value hierarchy (fair value)			
	FVPL	FVOCI	Amortised cost	Total	Level 1	Level 2	Level 3	Total
<b>Financial assets</b>								
Investment*	543.25	-	-	543.25	543.25	-	-	543.25
Loans	-	-	76.62	76.62	-	-	76.62	76.62
Trade receivables	-	-	386.22	386.22	-	-	386.22	386.22
Cash & cash equivalents	-	-	218.71	218.71	-	-	218.71	218.71
Other bank balances	-	-	766.06	766.06	-	-	766.06	766.06
Other financial assets	-	-	147.92	147.92	-	-	147.92	147.92
<b>Total financial assets</b>	<b>543.25</b>	<b>-</b>	<b>1,595.53</b>	<b>2,138.78</b>	<b>-</b>	<b>-</b>	<b>2,138.78</b>	<b>2,138.78</b>
<b>Financial liabilities</b>								
Borrowings	-	-	3,038.34	3,038.34	-	-	3,038.34	3,038.34
Lease liabilities	-	-	159.25	159.25	-	-	159.25	159.25
Trade payables	-	-	311.54	311.54	-	-	311.54	311.54
Other financial liabilities	-	-	735.20	735.20	-	-	735.20	735.20
<b>Total financial liabilities</b>	<b>-</b>	<b>-</b>	<b>4,244.34</b>	<b>4,244.34</b>	<b>-</b>	<b>-</b>	<b>4,244.34</b>	<b>4,244.34</b>

As of 31 March 2022	Financial Instruments by category (carrying amount)				Fair value hierarchy (fair value)			
	FVPL	FVOCI	Amortised cost	Total	Level 1	Level 2	Level 3	Total
<b>Financial assets</b>								
Investment*	102.78	-	-	102.78	102.78	-	-	102.78
Loans	-	-	77.42	77.42	-	-	77.42	77.42
Trade receivables	-	-	227.13	227.13	-	-	227.13	227.13
Cash & cash equivalents	-	-	591.49	591.49	-	-	591.49	591.49
Other bank balances	-	-	405.57	405.57	-	-	405.57	405.57
Other financial assets	-	-	208.25	208.25	-	-	208.25	208.25
<b>Total financial assets</b>	<b>102.78</b>	<b>-</b>	<b>1,509.86</b>	<b>1,612.44</b>	<b>102.78</b>	<b>-</b>	<b>1,509.86</b>	<b>1,612.44</b>
<b>Financial liabilities</b>								
Borrowings	-	-	2,025.91	2,025.91	-	-	2,025.91	2,025.91
Lease liabilities	-	-	117.06	117.06	-	-	117.06	117.06
Trade payables	-	-	250.93	250.93	-	-	250.93	250.93
Other financial liabilities	-	-	414.39	414.39	-	-	414.39	414.39
<b>Total financial liabilities</b>	<b>-</b>	<b>-</b>	<b>2,808.29</b>	<b>2,808.29</b>	<b>-</b>	<b>-</b>	<b>2,808.29</b>	<b>2,808.29</b>

\*Investment excludes investment in Joint Control Entities

**51 Financial Ratios**

Sl. No.	Ratio	Numerator	Denominator	For the year ending March 31, 2023	For the year ending March 31, 2022
1	Current Ratio	Current Assets	Current Liabilities	2.21	1.81
	% change from previous year:			23%	
	Reason for change more than 25%:	Not Applicable			
2	Debt-Equity Ratio	Total Debt	Total Equity	0.98	0.93
	% change from previous year:			5%	
	Reason for change more than 25%:	Not Applicable			
3	Debt Service Coverage Ratio	Earnings available for debt service = FBT + Depreciation and Amortization + Interest	Debt Service = Interest + Lease Payment + Principal Repayment	3.55	5.43
	% change from previous year:			-35%	
	Reason for change more than 25%:	The earnings are decreased due to higher commodity prices and which resulted in to lower Gross Margin			
4	Return on Equity Ratio	Net Profit less Dividend	Average Shareholder's Equity	20%	65%
	% change from previous year:			-69%	
	Reason for change more than 25%:	The profits are decreased due to higher commodity prices and which resulted in to lower Gross Margin			
5	Inventory turnover ratio	Sales	Closing Inventory	568.30	431.23
	% change from previous year:			32%	
	Reason for change more than 25%:	There is increase in sales due volume as well as Sales Prices			
6	Trade Receivables turnover ratio	Net Credit Sales	Average Accounts Receivable	33.88	32.22
	% change from previous year:			5%	
	Reason for change more than 25%:	Not Applicable			
7	Trade payables turnover ratio	Net Credit Purchases	Average Trade Payables	27.72	14.18
	% change from previous year:			95%	
	Reason for change more than 25%:	Due to increase in Purchase Volume as well as Purchase Price for the commodity			
8	Net capital turnover ratio	Revenue from Operations	Shareholder's Equity	11.14	12.43
	% change from previous year:			-10%	
	Reason for change more than 25%:	Not Applicable			
9	Net profit ratio	Net Profit	Sales	5.44%	20.79%
	% change from previous year:			-74%	
	Reason for change more than 25%:	The profits are decreased due to higher commodity prices and which resulted in to lower Gross Margin			
10	Return on Capital employed	Earnings before interest and taxes	Capital Employed (Total Assets - Current Liabilities)	9%	31.66%
	% change from previous year:			-72%	
	Reason for change more than 25%:	The earnings are decreased due to higher commodity prices and which resulted in to lower Gross Margin			
11	Return on Investment (Mutual Fund)			1%	2.48%
	% change from previous year:			-60%	
	Reason for change more than 25%:	Due to change in MTM prices of the investments			

See accompanying notes to the financial statements

As per our report of even date  
For Mukesh M. Shah & Co.  
Chartered Accountants  
Firm Registration No: 106625W

Harsh Kejwal  
Partner  
Membership Number: 128670  
Ahmedabad, Dated: 31st May, 2023

For and on behalf of the Board

M. Sahu  
Chairman  
Dir:00034051

Harshal Anjara  
CFO

Karan Koushal  
CEO

Shikha Jain  
Company Secretary



Ahmedabad, Dated: 31st May, 2023

## INDEPENDENT AUDITOR'S REPORT

To the Members of IRM Energy Limited

Report on the Audit of the Consolidated Financial Statements

### Opinion

We have audited the accompanying consolidated financial statements of **IRM Energy Limited** (hereinafter referred to as the "Holding Company"), its Subsidiary and its Joint Controlled entities (Subsidiary, Joint Controlled Entity together referred to as "the Group"), which comprise the Consolidated Balance Sheet as at March 31, 2023, and the Consolidated Statement of Profit and Loss (including comprehensive income), the Consolidated Statement of Changes in equity and the Consolidated Cash Flows Statement for the year then ended on that date, and a summary of significant accounting policies and other explanatory information (hereinafter referred to as "the consolidated financial statements").

In our opinion and to the best of our information and according to the explanations given to us, the aforesaid Consolidated financial statements give the information required by the Companies Act, 2013 ("the Act") in the manner so required and give a true and fair view in conformity with Indian Accounting standards prescribed under section 133 of the Act read with the Companies (Indian Accounting Standard) Rules, 2015, as amended ("Ind AS") and other accounting principles generally accepted in India, of the consolidated state of affairs of the Company as at March 31, 2023, of Consolidated profit, Consolidated changes in equity and its Consolidated cash flows for the year ended on that date.

### Basis for Opinion

We conducted our audit in accordance with the Standards on Auditing (SAs) specified under section 143(10) of the Act. Our responsibilities under those Standards are further described in the Auditor's Responsibilities for the Audit of the Financial Statements section of our report. We are independent of the Company in accordance with the Code of Ethics issued by the Institute of Chartered Accountants of India together with the ethical requirements that are relevant to our audit of the financial statements under the provisions of the Act and the Rules thereunder, and we have fulfilled our other ethical responsibilities in accordance with these requirements and the Code of Ethics. We believe that the audit evidence we have obtained is sufficient and appropriate to provide a basis for our opinion.

### Information Other than the Consolidated Financial Statements and Auditor's Report Thereon

The Holding Company's management and Board of Directors are responsible for the other information. The other information comprises the information included in the Holding Company's Annual Report, but does not include the financial statements and our auditors' report thereon.

Our opinion on the consolidated financial statements does not cover the other information and we do not express any form of assurance conclusion thereon.

In connection with our audit of the consolidated financial statements, our responsibility is to read the other information and, in doing so, consider whether the other information is materially inconsistent with the Consolidated financial statements or our knowledge obtained during the course of our audit or otherwise appears to be materially misstated.



If, based on the work we have performed, we conclude that there is a material misstatement of this other information, we are required to report that fact. We have nothing to report in this regard.

## Management's Responsibility for the Consolidated Financial Statements

The Holding Company's management and Board of Directors are responsible for the matters stated in section 134(5) of the Act with respect to the preparation and presentation of these consolidated financial statements that give a true and fair view of the consolidated financial position, consolidated financial performance, consolidated total comprehensive income, consolidated changes in equity and consolidated cash flows of the Group in accordance with the Ind AS and other accounting principles generally accepted in India. The respective Board of Directors of the companies included in the Group are responsible for maintenance of adequate accounting records in accordance with the provisions of the Act for safeguarding the assets of the Group and for preventing and detecting frauds and other irregularities; the selection and application of appropriate accounting policies; making judgments and estimates that are reasonable and prudent; and the design, implementation and maintenance of adequate internal financial controls, that were operating effectively for ensuring the accuracy and completeness of the accounting records, relevant to the preparation and presentation of the consolidated financial statements that give a true and fair view and are free from material misstatement, whether due to fraud or error, which have been used for the purpose of preparation of the consolidated financial statements by the Directors of the Holding Company, as aforesaid.

In preparing the consolidated financial statements, the respective Board of Directors of the companies included in the Group are responsible for assessing the ability of the Group to continue as a going concern, disclosing, as applicable, matters related to going concern and using the going concern basis of accounting unless management either intends to liquidate the Group or to cease operations, or has no realistic alternative but to do so.

The respective Board of Directors of the companies included in the Group and of its are also responsible for overseeing the financial reporting process of the Group.

## Auditor's Responsibilities for the Audit of the Consolidated Financial Statements

Our objectives are to obtain reasonable assurance about whether the consolidated financial statements as a whole are free from material misstatement, whether due to fraud or error, and to issue an auditor's report that includes our opinion. Reasonable assurance is a high level of assurance, but is not a guarantee that an audit conducted in accordance with SAs will always detect a material misstatement when it exists. Misstatements can arise from fraud or error and are considered material if, individually or in the aggregate, they could reasonably be expected to influence the economic decisions of users taken on the basis of these consolidated financial statements.

As part of an audit in accordance with SAs, we exercise professional judgment and maintain professional skepticism throughout the audit. We also:

- a) Identify and assess the risks of material misstatement of the consolidated financial statements, whether due to fraud or error, design and perform audit procedures responsive to those risks, and obtain audit evidence that is sufficient and appropriate to provide a basis for our opinion. The risk of not detecting a material misstatement resulting from fraud is higher than for one resulting from error, as fraud may involve collusion, forgery, intentional omissions, misrepresentations, or the override of internal control.



- b) Obtain an understanding of internal financial controls relevant to the audit in order to design audit procedures that are appropriate in the circumstances. Under section 143(3)(i) of the Companies Act, 2013, we are also responsible for expressing our opinion on whether the Company and its Joint Controlled entity companies incorporated in India, has adequate internal financial controls system in place and the operating effectiveness of such controls.
- c) Evaluate the appropriateness of accounting policies used and the reasonableness of accounting estimates and related disclosures made by management.
- d) Conclude on the appropriateness of management's use of the going concern basis of accounting and, based on the audit evidence obtained, whether a material uncertainty exists related to events or conditions that may cast significant doubt on the ability of the Group and its associates to continue as a going concern. If we conclude that a material uncertainty exists, we are required to draw attention in our auditor's report to the related disclosures in the consolidated financial statements or, if such disclosures are inadequate, to modify our opinion. Our conclusions are based on the audit evidence obtained up to the date of our auditor's report. However, future events or conditions may cause the Group and its associates to cease to continue as a going concern.
- e) Evaluate the overall presentation, structure and content of the consolidated financial statements, including the disclosures, and whether the consolidated financial statements represent the underlying transactions and events in a manner that achieves fair presentation.
- f) Obtain sufficient appropriate audit evidence regarding the financial information of the entities or business activities within the Group and its associates to express an opinion on the consolidated financial statements. We are responsible for the direction, supervision and performance of the audit of the financial statements of such entities included in the consolidated financial statements of which we are the independent auditors. For the other entities included in the consolidated financial statements, which have been audited by other auditors, such other auditors remain responsible for the direction, supervision and performance of the audits carried out by them. We remain solely responsible for our audit opinion.

Materiality is the magnitude of misstatements in the consolidated financial statements that, individually or in aggregate, makes it probable that the economic decisions of a reasonably knowledgeable user of the Consolidated financial statements may be influenced. We consider quantitative materiality and qualitative factors in (i) planning the scope of our audit work and in evaluating the results of our work; and (ii) to evaluate the effect of any identified misstatements in the consolidated financial statements.

We communicate with those charged with governance of the Holding Company and such other entities included in the consolidated financial statements of which we are the independent auditors regarding, among other matters, the planned scope and timing of the audit and significant audit findings, including any significant deficiencies in internal control that we identify during our audit.

We also provide those charged with governance with a statement that we have complied with relevant ethical requirements regarding independence, and to communicate with them all relationships and

other matters that may reasonably be thought to bear on our independence, and where applicable, related safeguards.

## Other Matters

We did not audit the financial statements of one jointly controlled entity, whose financial statements reflect total assets of Rs. 783.97 million as at March 31, 2023, total revenues of Rs. 1055.72 million and net cash outflows amounting to Rs. 128.60 million for the year ended on that date. The consolidated financial statements include the Group's share of net profit of Rs. 62.98 Million for the year ended March 31, 2023, as considered in the consolidated financial statements, in respect of one Joint controlled entity, whose financial statements have not been audited by us. These financial statements have been audited by other auditors whose reports have been furnished to us by the Management and our opinion on the consolidated financial statements, in so far as it relates to the amounts and disclosures included in respect of these jointly Controlled entity, and our report in terms of sub-sections (3) and (11) of Section 143 of the Act, in so far as it relates to the aforesaid jointly Controlled entity, is based solely on the reports of the other auditors.

Our opinion on the consolidated financial statements, and our report on Other Legal and Regulatory Requirements below, is not modified in respect of the above matters with respect to our reliance on the work done and the reports of the other auditors and the financial statements certified by the Management.

## Report on Other Legal and Regulatory Requirements

As required by Section 143(3) of the Act, based on our and on the consideration of the reports of the other auditors on the Consolidated financial statements and other financial information of the Joint Controlled entity, we report, to the extent applicable that:

- a) We have obtained all the information and explanations which to the best of our knowledge and belief were necessary for the purposes of our audit of the aforesaid consolidated financial statements.
- b) In our opinion, proper books of account as required by law relating to preparation of aforesaid Consolidated Financial Statements have been kept so far it appears from our examination of those books and the report of other auditor.
- c) The Consolidated Financial Statements dealt with by this Report are in agreement with the relevant books of account maintained for the purpose of preparation of the consolidated financial statements.
- d) In our opinion, the aforesaid consolidated financial statements comply with Ind AS specified under Section 133 of the Act;



- e) On the basis of the written representations received from the directors of the Holding Company as on March 31, 2023 taken on record by the Board of Directors of the Holding Company and reports of the statutory auditors of the subsidiary and its Joint Controlled Entity incorporated in India and the reports of the statutory auditors of its Joint Controlled entity companies incorporated in India, none of the directors of the group companies is disqualified as on March 31, 2023 from being appointed as a director in terms of Section 164 (2) of the Act.
- f) With respect to the adequacy of internal financial controls over financial reporting of the Group and the operating effectiveness of such controls, refer to our separate Report in "Annexure A" which is based on the auditors report of the holding company, its subsidiary and joint control entities.
- g) With respect to the other matters to be included in the Auditors' Report in accordance with the requirements of section 197(16) of the Act, as amended, based on the auditors report of the holding company, its subsidiary and joint control entities in our opinion the remuneration paid by the Company to its Directors during the year is in accordance with the provisions of section 197 of the Act.
- h) With respect to the other matters to be included in the Auditor's Report in accordance with Rule 11 of the Companies (Audit and Auditors) Rules, 2014, in our opinion and to the best of our information and according to the explanations given to us:
- i. The group, has disclosed the impact of pending litigation on its financial position in its consolidated financial statements.
  - ii. The Group has made provision as required under the applicable law or accounting standard, on material foreseeable losses, if any on long-term derivative contracts.
  - iii. There are no amounts which are required to be transferred Investor Education and Protection Fund by the group.
  - iv. a) The respective Managements of the Parent, its subsidiaries and its joint controlled entities which are companies incorporated in India whose financial statements have been audited under the Act have represented to us and the other auditors of such subsidiaries respectively that, to the best of their knowledge and belief, as disclosed in the notes to the accounts, no funds have been advanced or loaned or invested (either from borrowed funds or share premium or any other sources or kind of funds) by the Parent or any of such subsidiaries and joint controlled entities to or in any other person(s) or entity(ies), with the understanding, whether recorded in writing or otherwise, that the Intermediary shall, directly or indirectly lend or invest in other persons or entities identified in any manner whatsoever by or on behalf of the Parent or any of such subsidiaries or its joint controlled entities ("Ultimate Beneficiaries")





or provide any guarantee, security or the like on behalf of the Ultimate Beneficiaries.

- b) The respective Managements of the Parent its subsidiaries and its joint controlled entities which are companies incorporated in India whose financial statements have been audited under the Act have represented to us and the other auditors of such subsidiaries, its joint controlled entities respectively that, to the best of their knowledge and belief, as disclosed in the notes to accounts, no funds have been received by the Parent or any of such subsidiaries or its joint controlled entities from any person(s) or entity(ies), with the understanding, whether recorded in writing or otherwise, that the Parent or any of such subsidiaries and joint controlled entities shall, directly or indirectly, lend or invest in other persons or entities identified in any manner whatsoever by or on behalf of the Funding Party ("Ultimate Beneficiaries") or provide any guarantee, security or the like on behalf of the Ultimate Beneficiaries.
- c) Based on the audit procedures that has been considered reasonable and appropriate in the circumstances performed by us and those performed by the auditors of the subsidiaries which are companies incorporated in India whose financial statements have been audited under the Act, nothing has come to our or other auditor's notice that has caused us or the other auditors to believe that the representations under (a) and (b) above, contain any material mis-statement.
- v. The dividend declared and paid during the year by the group is in compliance with section 123 of the Act.
- vi. Proviso to Rule 3(1) of the Companies (Accounts) Rules, 2014 (as amended), for maintaining books of account using accounting software which has feature of recording audit trail (edit log) is applicable with effect from April 1, 2023 to company, its subsidiary and joint controlled entities which are incorporated in India, and accordingly, reporting under clause(g) of rule 11 of the Companies (Audit and Auditors) Rule, 2014 (as amended), is not applicable for the financial year ended 31, 2023.



# MUKESH M. SHAH & CO.

CHARTERED ACCOUNTANTS

- vii. Qualifications or adverse remarks by the respective auditors in the Companies (Auditors Report) Order (CARO) reports of the companies included in the consolidated financial statements are:

Sr. No	Name of the Company	Nature of Relationship	Clause Number of CARO report with qualification or adverse remark
1	IRM Energy Limited CIN: U40100GJ2015PLC085213	Holding Company	Clause (ii)(b)
2	Venuka Polymers Private Limited CIN: U25209GJ2019PTC111511	Joint Controlled Entity	Clause (ii)(b)

For Mukesh M. Shah & Co.,  
Chartered Accountants  
Firm Registration No.: 106625W



Harsh P. Kejriwal  
Partner  
Membership No.: 128670  
Place: Ahmedabad  
Date: 31/05/2023  
UDIN: 23128670BGWGQK7513

## "Annexure A" to the Auditors' Report

### Report on the Internal Financial Controls over Financial Reporting under Clause (i) of Sub-section 3 of section 143 of the Companies Act, 2013 ("the Act")

In conjunction with our audit of the consolidated financial statements of the **IRM Energy Limited** ("the Holding Company"), its Subsidiary Company and its Joint Controlled entity, ('Subsidiary and Joint Controlled entity' together referred to as the "Group") as of and for the year ended March 31, 2023, we have audited the internal financial controls over financial reporting of the Holding Company, Joint Controlled entity incorporated in India, as of the date.

#### Management Responsibility for Internal Financial Controls

The respective Board of Directors of the Holding Company, its subsidiary and jointly Controlled entity companies, which are companies incorporated in India, are responsible for establishing and maintaining internal financial control based on the internal control over financial reporting criteria established by the respective companies considering the essential components of internal control stated in the Guidance Note on audit of Internal Financial Controls Over Financial Reporting issued by the Institute of Chartered Accountants of India [ICAI]. These responsibilities include the design, implementation and maintenance of adequate internal financial controls that were operating effectively for ensuring the orderly and efficient conduct of its business, including adherence to company's policies, the safeguarding of its assets, the prevention and detection of frauds and errors, the accuracy and completeness of the accounting records, and the timely preparation of reliable financial information, as required under the Act.

#### Auditors' Responsibility

Our responsibility is to express an opinion on internal financial controls over financial reporting of the Company, its subsidiary company and Joint Controlled entity, which are companies incorporated in India, based on our audit. We conducted our audit in accordance with the Guidance Note on Audit of Internal Financial Controls Over Financial Reporting (the "Guidance Note") issued by Institute of Chartered Accountants of India and the Standards on Auditing, prescribed under section 143(10) of the Act, to the extent applicable to an audit of internal financial controls. Those Standards and the Guidance Note require that we comply with ethical requirements and plan and perform the audit to obtain reasonable assurance about whether adequate internal financial controls over financial reporting was established and maintained and if such controls operated effectively in all material respects.

Our audit involves performing procedures to obtain audit evidence about the adequacy of the internal financial control system over financial reporting and their operating effectiveness. Our audit of internal financial controls over financial reporting included obtaining an understanding of internal financial controls over financial reporting, assessing the risk that a material weakness exists, and testing and evaluating the design and operating effectiveness of internal control based on the assessed risk. The procedures selected depend on the auditor's Judgement, including the assessment of the risk of material misstatement of the financial statements, whether due to fraud or error.

We believe that the audit evidence we have obtained is sufficient and appropriate to provide a basis for our audit opinion on the internal financial controls system over financial reporting of the Company and its Joint Controlled entity, which are companies incorporated in India.

## Meaning of Internal Financial Controls Over Financial Reporting

A company's internal financial control over financial reporting is a process designed to provide reasonable assurance regarding the reliability of financial reporting and the preparation of financial statements for external purposes in accordance with generally accepted accounting principles. A company's internal financial control over financial reporting includes those policies and procedures that:

1. Pertain to the maintenance of records that, in reasonable detail, accurately and fairly reflect the transactions and dispositions of the assets of the company;
2. Provide reasonable assurance that transactions are recorded as necessary to permit preparation of financial statements in accordance with generally accepted accounting principles, and that receipts and expenditures of the company are being made only in accordance with authorizations of management and directors of the company; and
3. Provide reasonable assurance regarding prevention or timely detection of unauthorized acquisition, use, or disposition of the company's assets that could have a material on the financial statements.

## Inherent limitations of Internal Financial Controls Over Financial Reporting

Because of the inherent limitations of internal financial controls over financial reporting, including the possibility of collusion or improper management override of controls, material misstatements due to error or fraud may occur and not be detected. Also, projections any evaluation of the internal financial controls over financial reporting to future periods are subject to the risk that the internal financial control over financial reporting may become inadequate because of changes in conditions, or that the degree of compliance with the policies or procedures may deteriorate.

## Opinion

In our opinion and to the best of our information and according to the explanation given to us, the Company, its subsidiary and its Joint Controlled entity companies, which are companies incorporated in India, have, in all material respects, an adequate internal financial controls system over financial reporting and such internal financial controls over financial reporting were operating effectively as at March 31, 2023, based on the internal control over financial reporting criteria established by the Company considering the essential components of internal control stated in the Guidance Note on Audit of Internal Financial Controls Over Financial Reporting issued by the Institute of Chartered Accountants of India.

For Mukesh M. Shah & Co.,  
Chartered Accountants  
Firm Registration No.: 106625W

Harsh P. Kejriwal  
Partner  
Membership No.: 128670  
Place: Ahmedabad  
Date: 31/05/2023  
UDIN: 23128670BGWGQK7513



**IRM ENERGY LIMITED**

CONSOLIDATED BALANCE SHEET AS AT MARCH 31, 2023

(Unless otherwise stated, all amounts are in Million Indian Rupees)

Particulars	Note No.	As at March 31, 2023	As at March 31, 2022
<b>ASSETS</b>			
<b>Non-current assets</b>			
a) Property, plant and equipment	4.1	3,610.15	2,848.18
b) Capital work-in-progress	4.2	910.85	522.84
c) Intangibles assets	4.3	33.65	26.53
d) Right to Use Assets	4.4	162.41	129.42
e) Intangibles under Development	4.5	-	1.93
f) Financial assets			
(i) Investments	5A	323.79	256.87
(ii) Loans	6A	76.62	77.42
(iii) Other financial assets	6B	110.04	182.49
g) Other non-current assets	7	404.13	88.31
h) Income Tax Asset (Net)		42.26	-
		<b>5,673.91</b>	<b>4,133.99</b>
<b>Current assets</b>			
a) Inventories	8	19.29	17.15
b) Financial assets			
(i) Investments	5B	543.25	102.78
(ii) Trade receivables	9	386.22	227.14
(iii) Cash and cash equivalents	10A	218.75	591.49
(iv) Bank balances other than (iii) above	10B	766.06	405.57
(v) Loans		-	-
(v) Other financial assets	11	37.88	25.75
c) Other current assets	12	283.66	44.16
		<b>2,255.10</b>	<b>1,414.04</b>
<b>Total Assets</b>		<b>7,929.02</b>	<b>5,548.04</b>
<b>EQUITY AND LIABILITIES</b>			
<b>Equity</b>			
a) Equity share capital	13	302.60	293.70
b) Other equity	14	3,161.63	2,143.50
<b>Total equity attributable to equity holders of the company</b>		<b>3,464.23</b>	<b>2,437.20</b>
Non Controlling interests	15	0.05	-
<b>Total equity</b>		<b>3,464.27</b>	<b>2,437.20</b>
<b>Liabilities</b>			
<b>Non-current liabilities</b>			
a) Financial Liabilities			
(i) Borrowings	16A	2,821.96	1,867.60
(ii) Lease Liabilities		150.71	108.21
(iii) Trade payables		-	-
(iv) Other financial liabilities	18	273.70	195.24
b) Provisions	19A	13.72	9.35
c) Deferred tax liabilities (Net)	21	185.19	147.12
		<b>3,445.27</b>	<b>2,327.52</b>
<b>Current liabilities</b>			
a) Financial Liabilities			
(i) Borrowings	16B	216.39	158.32
(ii) Lease Liabilities		8.54	8.84
(iii) Trade payables	17	-	-
- total outstanding dues of micro enterprises and small enterprises		1.85	2.43
- total outstanding dues of creditors other than micro enterprises and small enterprises		309.69	248.50
(iv) Other financial liabilities	18	461.49	219.15
b) Provisions	19B	0.58	0.41
c) Other current liabilities	20	20.93	61.41
d) Current tax liabilities (Net)		-	84.25
		<b>1,019.48</b>	<b>783.31</b>
<b>Total Equity and Liabilities</b>		<b>7,929.02</b>	<b>5,548.04</b>

See accompanying notes to the financial statements

As per our report of even date

For Mukesh M Shah &amp; Co.

Chartered Accountants

Firm Registration No: 106625W

Harsh Kejriwal

Partner

Membership Number : 128670

Ahmedabad, Dated : 31st May, 2023



For and on behalf of the Board

  
 M. Sahu  
 Chairman  
 DIN :00034051  
  
 Harshal Anjaria  
 CFO

  
 Karan Kaushal  
 CEO  
  
 Shikha Jain  
 Company Secretary

Ahmedabad, Dated : 31st May, 2023

**IRM ENERGY LIMITED**
**CONSOLIDATED PROFIT AND LOSS STATEMENT FOR THE PERIOD ENDED MARCH 31, 2023**

(Unless otherwise stated, all amounts are in Million Indian Rupees)

Particulars	Note No.	For the year ending March 31, 2023	For the year ending March 31, 2022
<b>Income :</b>			
Revenue from Operations	22	10,391.35	5,461.43
Other Income	23	59.64	30.50
<b>Total Income</b>		<b>10,451.00</b>	<b>5,491.93</b>
<b>EXPENSES :</b>			
Purchases of stock-in-trade of natural gas	24	7,795.27	2,492.27
Changes in Inventories of Finished goods, Work-in-progress and Stock-in-Trade	25	2.50	(9.96)
Excise Duty on Sale of Compressed Natural Gas		590.47	389.98
Employee Benefits Expense	26	90.83	71.58
Finance Costs	27	229.03	220.75
Depreciation and Amortisation expense	28	208.98	150.41
Other Expenses	29	789.90	653.27
<b>Total Expenses</b>		<b>9,706.97</b>	<b>3,968.30</b>
<b>Profit before Tax</b>		<b>744.02</b>	<b>1,523.63</b>
Tax Expense			
- Corporate Tax	30	141.29	334.50
- Deferred Tax	30	38.28	53.54
<b>Total Tax Expense</b>		<b>179.57</b>	<b>388.04</b>
<b>Profit for the year before share of profit/(loss) of Joint Control Entities</b>		<b>564.45</b>	<b>1,135.59</b>
Share of Profit/(loss) of Joint Control Entities		66.91	144.69
<b>Profit for the year</b>		<b>631.36</b>	<b>1,280.28</b>
Less: Transfer to non-controlling interests		(0.10)	-
<b>Profit for the year</b>		<b>631.46</b>	<b>1,280.28</b>
<b>Other Comprehensive Income</b>			
i. Items that will not be reclassified to profit or loss			
a. Remeasurements of the defined benefit asset		(0.84)	0.15
b. Income tax related to this items		0.21	-
		<b>(0.63)</b>	<b>0.15</b>
<b>Total comprehensive income</b>		<b>630.84</b>	<b>1,280.43</b>
<b>Other Comprehensive Income for The Year Attributable to :</b>			
(i) Non - Controlling Interest		-	-
(ii) Owners of The Company		(0.63)	0.15
<b>Total Comprehensive Income for The Year Attributable to :</b>			
(i) Non - Controlling Interest		-	-
(ii) Owners of The Company		630.84	1,280.43
<b>Earnings Per Share (Face Value of Rs. 10 each)</b>	36		
		Basic:	43.88
		Diluted	20.93

See accompanying notes to the financial statements

As per our report of even date

For Mukesh M Shah &amp; Co.

Chartered Accountants

Firm Registration No: 106625W

 Harsh Kejriwal  
Partner

Membership Number : 128670

Ahmedabad, Dated : 31st May, 2023



For and on behalf of the Board

M. Sahu

Chairman

DIN :00034051

 Harshal Anaria  
CFO

Karan Kaushal

CEO

 Shikha Jain  
Company Secretary


Ahmedabad, Dated : 31st May, 2023

**IRM ENERGY LIMITED**  
**CONSOLIDATED STATEMENT OF CASH FLOWS**

(Unless otherwise stated, all amounts are in Million Indian Rupees)

Particulars	For the year ending March 31, 2023	For the year ending March 31, 2022
<b>A. Cash flow from operating activities</b>		
Net profit before tax and extraordinary items	811.04	1,523.63
Adjustment for:		
Interest Income	(56.86)	(29.42)
Employee Benefit Expense	0.06	-
Finance Costs	229.03	220.77
Fair value measurement of financial assets	(0.52)	(1.08)
Remesurement of defined benefits	(0.63)	-
Provision for Expense (net)	177.25	48.28
Profit on sale of asset	(0.18)	-
Depreciation and Amortisation expense	208.98	150.38
Operating profit before working capital changes	<b>1,368.16</b>	<b>1,912.56</b>
(Increase)/Decrease in Other Assets	(850.85)	(370.12)
(Increase)/Decrease in Inventories	(2.14)	(9.11)
(Increase)/Decrease in Trade Receivable	(159.08)	(115.26)
Increase/(Decrease) in Trade Payables	339.20	14.11
Increase/(Decrease) in Financial Liabilities	320.82	130.08
Increase/(Decrease) in Other Liabilities	(202.03)	(57.50)
Cash generated from operation	<b>814.08</b>	<b>1,504.76</b>
Direct taxes (paid)/Refund	(280.41)	(218.37)
Cash flow before extraordinary items	533.67	1,286.39
<b>Net cash from operating activities</b> (a)	<b>533.67</b>	<b>1,286.39</b>
<b>B. Cash flow from investing activities</b>		
Interest Income	49.04	17.31
Investment in Mutual Fund	(730.32)	(138.75)
Sale of Mutual Fund	290.37	-
Investment in subsidiary	(66.92)	-
Loans (given)/repaid	-	(77.42)
(Purchase)/sale of Fixed Assets (incl. capital work in progress)	(1,625.18)	(904.53)
<b>Net cash used in investing activities</b> (b)	<b>(2,083.00)</b>	<b>(1,103.39)</b>
<b>C. Cash flow from financing activities</b>		
Proceeds from equity shares issued (incl Securities Premium)	412.63	15.73
Proceeds from Banks Borrowings	1,152.72	163.20
Repayment Towards Banks Borrowings	(108.69)	162.51
Changes in Short term Borrowing	(49.98)	49.98
Finance Costs	(192.24)	(193.53)
Lease cost	(21.41)	(11.89)
Stamp duty on issue of shares	(1.79)	-
Dividend	(14.68)	(34.99)
<b>Net cash from financing activities</b> (c)	<b>1,176.55</b>	<b>150.99</b>
Net increase / (decrease) in cash and cash equivalents (a+b+c)	(372.78)	333.99
Cash and cash equivalents — opening balance	591.49	257.50
Cash and cash equivalents — closing balance	<b>218.71</b>	<b>591.49</b>

**Reconciliation of cash and cash equivalents with the Balance sheet:**

Cash and cash equivalents at the end of the year comprises

(a) Balance with banks		
Balance in Current Accounts	218.06	591.17
(b) Cash on hand	0.65	0.32
	<b>218.71</b>	<b>591.49</b>

**Notes:**

(i) The cash Flow statement reflects the cash flows pertaining to continuing operations.

(ii) The cash Flow statement has been prepared under the "Indirect Method" as set out in IND AS - 7 Cash Flow Statement"

(iii) Disclosure of changes in liabilities arising from financing activities, including both changes arising from cash flows and non-cash Changes

See accompanying notes to the financial statements

As per our report of even date

For Mukesh M Shah & Co.

Chartered Accountants

Firm Registration No: 106625W

Harsh Kejriwal

Partner

Membership Number : 128670

Ahmedabad, Dated : 31st May, 2023



For and on behalf of the Board

*M. Sahu*

M. Sahu

Chairman

DIN :00034051

*H. V. Anjaria*

Harshal Anjaria

CFO

*Karan Kaushal*

Karan Kaushal

CEO

*Shikha Jain*

Shikha Jain

Company Secretary



Ahmedabad, Dated : 31st May, 2023

**IRM ENERGY LIMITED**
**CONSOLIDATED STATEMENT OF CHANGES IN EQUITY**
**(a) Equity Share Capital**

(Unless otherwise stated, all amounts are in Million Indian Rupees)

Particulars	No. of Shares	Amount
<b>Equity Shares of INR 10/- each, Issued, Subscribed and Fully Paid-up:</b>		
As at March 31, 2021	2,89,99,471	289.99
Add: Issued during the period between 1st April, 2021 to 31st March, 2022	3,70,206.00	3.70
As at March 31, 2022	2,93,69,677	293.70
Add: Issued during the period between 1st April, 2022 to 31st March, 2023	8,90,000	8.90
As at March 31, 2023	<b>3,02,59,677</b>	<b>302.60</b>

**(b) Other equity**

(Unless otherwise stated, all amounts are in Million Indian Rupees)

Particulars	Equity component of compound financial instruments	Reserves and Surplus				Other Comprehensive Income		Total
		General reserve	Securities Premium	Share Application Money	Profit and Loss account	Remeasurement of defined benefit plans	Equity instruments through other comprehensive income	
<b>Balance as at 31 March 2021</b>	<b>211.05</b>	-	<b>42.25</b>	-	<b>633.41</b>	<b>(0.67)</b>	-	<b>886.05</b>
Profit for the year period 2021-22	-	-	-	-	1,280.28	-	-	1,280.28
Equity Component of Preference Shares	-	-	-	-	-	-	-	-
Remeasurements of the defined benefit asset	-	-	-	-	-	0.15	-	0.15
Share Application Money Received/(Refunded)	-	-	-	-	-	-	-	-
Dividend Distribution Tax	-	-	-	-	-	-	-	-
Corporate Dividend	-	-	-	-	(35.00)	-	-	(35.00)
Transaction Cost on issue of shares	-	-	-	-	-	-	-	-
Share Premium	-	-	12.03	-	-	-	-	12.03
<b>Balance as at 31 March 2022</b>	<b>211.05</b>	-	<b>54.29</b>	-	<b>1,878.69</b>	<b>(0.52)</b>	-	<b>2,143.50</b>
Profit for the year period 2022-23	-	-	-	-	631.48	-	-	631.48
Equity Component of Preference Shares	-	-	-	-	-	-	-	-
Remeasurements of the defined benefit asset	-	-	-	-	-	(0.63)	-	(0.63)
Share Application Money Received/(Refunded)	-	-	-	-	-	-	-	-
Dividend Distribution Tax	-	-	-	-	-	-	-	-
Corporate Dividend	-	-	-	-	(14.68)	-	-	(14.68)
Transaction Cost on issue of shares	-	-	(1.79)	-	-	-	-	(1.79)
Share Premium	-	-	403.73	-	-	-	-	403.73
<b>Balance as at 31 March, 2023</b>	<b>211.05</b>	-	<b>456.24</b>	-	<b>2,495.48</b>	<b>(1.15)</b>	-	<b>3,161.63</b>

As per our report of even date

For Mukesh M Shah &amp; Co.

Chartered Accountants

Firm Registration No: 106625W

Harsh Kejriwal

Partner

Membership Number : 128670

Ahmedabad, Dated : 31st May, 2023



For and on behalf of the Board

M. Sahu

Chairman

DIN :00034051

Harshal Anjaria

CFO

  
Karan Kaushal
   
CEO


  
Shikha Jain
   
Company Secretary

Ahmedabad, Dated : 31st May, 2023





# IRM ENERGY LIMITED

## Notes to the Consolidated Financial Statements

### 1. Company Information

IRM Energy Limited (formerly known as IRM Energy Private Limited) was incorporated on 01<sup>st</sup> December, 2015 with the object, inter alia of undertaking or carry out the business of storage, supply, distribution & sale of natural gas & business relating to or incidental to the laying, operating, maintaining & expanding of the City Gas Distribution Networks. The Company was converted into Public Company consequent to which a fresh certificate of incorporation dated 23<sup>rd</sup> March, 2022 was issued by the Registrar of Companies, Gujarat at Ahmedabad. The Company is currently supplying natural gas in Banaskantha District in the State of Gujarat, Fatehgarh Sahib District in the State of Punjab and at Diu and Gir Somnath Districts in the State of Gujarat as per the authorisation granted by Petroleum & Natural Gas Regulatory Board (PNGRB). The Company was awarded the authorisation for City Gas Distribution in the geographical areas of Namakkal and Tiruchirappalli Districts in the State of Tamil Nadu in March, 2022.

The registered office of the Company is located at 4<sup>th</sup> Floor, Block 8, Magnet Corporate Park, Near Sola Bridge, S.G. Highway, Ahmedabad - 380054, Gujarat.

### 2. Basis of Preparation & Measurement

The Consolidated financial statements of the Company have been prepared in accordance with Indian Accounting Standards (Ind AS) prescribed under section 133 of the Companies Act, 2013 read with the Companies (Indian Accounting Standards) Rules as amended from time to time. The significant accounting policies that are used in the preparation of these financial statements are summarised below:

### 3. Summary of Significant accounting policies

#### 3.1 Statement of compliance

The Consolidated Financial statements of the Company have been prepared in accordance with Indian Accounting Standards (Ind AS) notified under section 133 of the Companies Act, 2013 read with the Companies (Indian Accounting Standards) Rules, 2015, as amended.

#### 3.2 Historical cost convention

The Consolidated Financial Statements have been prepared on a historical cost convention & on an accrual basis, except for certain items that are measured at fair value as required by relevant Ind AS:

- Financial assets & financial liabilities measured initially at fair value (refer accounting policy on financial Instruments);
- Defined benefit & other long-term employee benefits.



### 3.3 Current vs Non-Current Classification

Any asset or liability is classified as current if it satisfies any of the following conditions:

- a. The asset/liability is expected to be realised/ settled in the Company's normal operating cycle;
- b. The asset is intended for sale or consumption;
- c. The asset/liability is held primarily for the purpose of trading;
- d. The asset/liability is expected to be realised/settled within twelve months after the reporting period.
- e. The asset is Cash or cash equivalent unless restricted from being exchanged or used to settle a liability for at least twelve months after the reporting period;
- f. In case of liability, the Company does not have unconditional right to defer the Settlement of the liability for at least twelve months after the reporting period.

All other assets and liabilities are classified as non-current.

Deferred tax assets and liabilities are classified as non-current assets and liabilities respectively.

For the purpose of current/non-current classification of assets and liabilities, the Company has ascertained its normal operating cycle as twelve months. This is based on the nature of services and time between acquisition of assets for processing and their realisation in cash and cash equivalents

### 3.4 Principles of equity accounting for Consolidation

The Company has included its below joint venture, associates and subsidiary in these consolidated financial statements.

Sr. No	Name of Company	Country of Incorporation	Relationship	Shareholding as at	
				March 31, 2023	March 31, 2022
1	Farm Gas Private Limited	India	Joint Venture	50%	50%
2	Venuka Polymers Private Limited	India	Joint Venture	50%	50%
3	Ni-Hon Cylinders Private Limited	India	Joint Venture	50%	50%
4	SKI-Clean Energy Private Limited	India	Subsidiary	70%	-
5	SAF Clean Energy Private Limited	India	Associate	13%	-

Consolidated financial statements are prepared using uniform accounting policies for like transactions and other events in similar circumstances. If a member of the group uses accounting policies other than those adopted in the consolidated financial statements, appropriate adjustments are made to that



group member's financial statements in preparing the consolidated financial statements to ensure conformity with the group's accounting policies.

The financial statements of all the entities used for the purpose of consolidation are drawn up to same reporting date as that of the parent company.

After application of the equity method, at each reporting date, the Group determines whether there is objective evidence that the investment in the joint venture is impaired. If there exists such evidence, the Group determines extent of impairment and then recognises the loss in the Consolidated Statement of Profit and Loss.

The Restated Consolidated Financial Statements have been prepared on the following basis:

#### **Equity accounting**

Under the equity method of accounting, the investments are initially recognised at cost and adjusted thereafter to recognise the Company's share of the post-acquisition profits or losses and other comprehensive income.

The carrying amount of equity accounted investments are tested for impairment in accordance with the policy described in note 3.20 below.

#### **Subsidiary Entity**

The financial statements of the Parent and subsidiary entities have been consolidated on a line-by-line basis by adding together like items of assets, liabilities, income and expenses after eliminating intra-group balances, intra-group transactions and resulting unrealised profits or losses in accordance with Ind AS 110 "Consolidated Financial Statements". Further, the carrying amount of the Parent's investments in subsidiary and the Parent's portion of equity in subsidiary are eliminated on consolidation.

#### **Joint ventures**

Interests in joint ventures are accounted for using the equity method, after initially being recognised at cost in the consolidated balance sheet. Accordingly, the share of profit/ loss of each of the associate companies, joint venture (the loss being restricted to the cost of investment) has been added to / deducted from the cost of investments.

### **3.5 Use of estimates and Judgements**

The preparation of Consolidated Financial Statements in conformity with Ind AS requires the use of certain critical accounting estimates. It also requires management to exercise its judgement in the process of applying the Company's accounting policies. -The management believes that the estimates used in preparation of the financial statements are prudent and reasonable. The areas involving a higher degree of judgement or complexity, or area where assumptions & estimates are significant to these Consolidated Financial Statements are disclosed below.

The preparation of Consolidated Financial Statements in conformity with the Accounting Standards generally accepted in India requires, the management



to make estimates & assumptions that affect the reported amounts of assets & liabilities & disclosure of contingent liabilities as the date of the Consolidated Financial Statements & reported amounts of revenues & expenses for the year. Actual results could differ from these estimates. Any revision to accounting estimates is recognised prospectively in current & future periods.

When preparing the Consolidated Financial Statements, management undertakes a number of judgments', estimates & assumptions about the recognition & measurement of assets, liabilities, income & expenses. In the process of applying the Company's accounting policies, the following judgments have been made apart from those involving estimations, which have the most significant effect on the amounts recognised in the financial information. Judgements are based on the information available at the date of balance sheet.

- (i) Income Taxes: Significant judgments are involved in determining the provision for income taxes, including amount expected to be paid/recovered for uncertain tax positions.
- (ii) Property, plant & equipment: Property, plant & equipment represent a significant proportion of the asset base of the Company. The charge in respect of periodic depreciation is derived after determining an estimate of an asset's expected useful life & the expected residual value at the end of its life. Management reviews the residual values, useful lives & methods of depreciation of property, plant & equipment at each reporting period end & any revision to these is recognised prospectively in current & future periods. The lives are based on historical experience with similar assets as well as anticipation of future events, which may impact their life, such as changes in technology.
- (iii) Employee Benefits: Significant judgments are involved in making judgments about the life expectancy, discounting rate, salary increase, etc. Which significantly affect the working of the present value of future liabilities on account of employee benefits by way of defined benefit plans.
- (iv) Impairment of assets & investments: Significant judgment is involved in determining the estimated future cash flows from the investments, Property, Plant & Equipment & Goodwill to determine its value in use to assess whether there is any impairment in its carrying amount as reflected in the financials.
- (v) Deferred Tax: Deferred tax asset is recognised for all the deductible temporary differences to the extent that it is probable that taxable profit will be available against which the deductible temporary difference can be utilised. The management assumes that taxable profits will be available while recognising deferred tax assets.
- (vi) Recognition & measurement of unbilled gas sales revenues: In case of customers where meter reading dates for billing is not matching with reporting date, the gas sales between last meter reading date & reporting date has been accrued by the company based on past average sales. The actual sales revenue may vary compared to accrued unbilled revenue so included in Sale of natural gas & classified under current financial assets.
- (vii) Recognition & measurement of other provisions: The recognition & measurement of other provisions are based on the assessment of the probability of an outflow of resources & on past experience &



circumstances known at the balance sheet date. The actual outflow of resources at a future date may therefore vary from the figure so provided & included as liability.

- (viii) Provision on receivables/advances : The Company has a defined policy for provision of receivables which is based on the ageing of receivables. The Company reviews the policy at regular intervals.
- (ix) Provision for Inventory including Capital Inventory: The Company has a defined policy for provision of slow and non-moving inventory based on the ageing of inventory. The Company reviews the policy at regular intervals.

### 3.6 Property, Plant & Equipment

- (i) Freehold land is carried at historical cost.
- (ii) Property, Plant and Equipment other than land are stated at cost of acquisition / construction less accumulated depreciation and impairment losses, if any.

The Company capitalises to project assets all the cost directly attributable & ascertainable, to completing the project which includes freight, duties & taxes (to the extent credit is not available) ,other incidental expenses relating to acquisition and installation and pre-operative expenses. These costs include expenditure of pipelines, plant & machinery, cost of laying of pipeline, cost of survey, commissioning & testing charge, detailed engineering & interest on borrowings attributable to acquisition of such assets. The gas distribution networks are treated as commissioned when supply of gas commences to the customer(s).

Subsequent expenditure related to an item of property, plant and Equipment is added to its book value only if it increases the future economic benefits from the existing asset beyond its previously assessed standard of performance. All other expenses incurred towards normal repairs and maintenance of the existing property, plant and Equipment (including cost of replacing parts) are charged to profit and loss for the period during which such expenses are incurred.

Interest on borrowings attributable to the acquisition / construction of Property, Plant and Equipment for the period of construction is added to the cost of Property, Plant and Equipment.

Assets installed at customer premises, including meters & regulators where applicable, are recognised as property plant & equipment if they meet the definition provided under Ind AS 16 subject to materiality as determined by the management & followed consistently.

- (iii) Capital Work in Progress includes expenditure incurred on assets, which are yet to be commissioned & capital inventory, which comprises stock of capital gitems/construction materials at respective city gas network.

All the directly identifiable & ascertainable expenditure, incidental & related to construction incurred during the period of construction on a project, till it is commissioned, is kept as Capital work in progress (CWIP) & after commissioning the same is transferred / allocated to the respective "Property, Plant and Equipment".



Further, advances paid towards the acquisition of property, plant & equipment outstanding at each balance sheet date are classified as capital advances under other non- current assets.

(iv) Depreciation is provided as follow:

- Depreciation is charged on a pro-rata basis on the straight line method ('SLM') as prescribed in Schedule II to the Companies Act, 2013 which are in line with their estimated useful life , except for the following assets where depreciation is charged on pro-rata basis over the estimated useful life of the assets based on technical advice taking into account the nature of the asset, the estimated usage of the asset, the operating conditions of the asset, past history of replacement, anticipated technological changes, manufacturers warranties and maintenance support etc.

The estimated Useful life of Asset is below

Name of Asset	Useful life
Building	25 Years
Computer and Laptops	3 Years
Plant and Machinery- Pipelines and Last Mile Connectivity	25 Years
Plant and Machinery- CNG Stations Equipments and Installations	15 Years
Furniture and Fixtures	10 Years
Office Equipment	5 Years
Vehicles	5 Years
Software	5 Years

- The management believes that these useful lives are realistic & reflect fair approximation of the period over which the assets are likely to be used. The useful lives are reviewed by the management at each financial year end & revised, if appropriate. In case of a revision, the unamortised depreciable amount (remaining net value of assets) is charged over the revised remaining useful life.
- For the purpose of calculating the depreciation, residual value for Tangible assets has been considered as 5% of the value of asset concerned.
- Depreciation on items of property, plant & equipment acquired / disposed-off during the year is provided on pro-rata basis with reference to the date of addition / disposal.
- Depreciation on additions to Property, Plant and Equipment made during the period having cost of Rs. 5000 or less is provided @ 100% on pro rata basis with reference to the date of addition.
- Gains & losses on disposals are determined by comparing proceeds with carrying amount. These are included in the statement of profit & loss under Other Expenses/Income.



1

- The carrying amount of assets, including those assets that are not yet available for use, are reviewed at each balance sheet date to determine whether there is any indication of impairment. If any such indication exists, recoverable amount of asset is determined. An impairment loss is recognised in the statement of profit and loss whenever the carrying amount of an asset exceeds its recoverable amount. An impairment loss is reversed only to the extent that the carrying amount of asset does not exceed the net book value that would have been determined if no impairment loss had been recognised. (Cross Reference Note Impairment)

(i) Intangible Assets:

Intangible Assets includes amount paid towards obtaining Right of Way (ROW) permissions for laying the gas pipeline network & cost of developing software for internal use. The Company capitalises software as Intangible Asset where it is expected to provide future enduring economic benefits. Cost associated with maintaining software programmes are recognised as expenses as & when incurred.

Useful life of the Right of Way (ROW) charges is considered as the period for which such charges are paid. In cases where the tenor of payment is not specified by the authorities, the useful life of such ROW charges is considered as 10 years.

Any item of intangible assets is derecognised upon disposal or when no future economic benefits are expected from its use or disposal. Any gain or loss arising on de-recognition of the intangible asset (calculated as the difference between the net disposal proceeds & the carrying amount of the intangible asset) is charged to revenue in the income statement when the intangible asset is derecognised.

### 3.7 Foreign currency transactions

Foreign currency transactions are recorded at the exchange rates prevailing at the date of such transactions. Monetary assets & liabilities as at the Balance Sheet date are translated at the rates of exchange prevailing at the date of the Balance Sheet. Gain/Loss arising on account of differences in foreign exchange rates on settlement/translation of monetary assets & liabilities are recognised in the Statement of Profit & Loss, unless they are considered as an adjustment to borrowing costs, in which case they are capitalised along with the borrowing cost.

### 3.8 Revenue recognition

Revenue is recognised upon transfer of control of promised products or services to customers in an amount that reflects the consideration which the Group expects to receive in exchange for those products or services. Revenue is measured based on the transaction price, which is the consideration, adjusted for discounts and other incentives, if any, as per contracts with the customers. Revenue also excludes taxes collected from customers in its capacity as agent.

Sale of Natural Gas is recognized on supply of gas to customers by metered/assessed measurements as no significant uncertainty exists regarding the measurability or collectability of the sale consideration. Sales are billed bi-monthly for domestic customers, monthly/fortnightly for commercial & non-commercial customers & fortnightly for industrial customers as the timing of the



↓

transfer of risks & rewards varies depending on the individual terms of the sales agreement. Revenue on sale of Compressed Natural Gas (CNG) is recognized on sale of gas to consumers from retail outlets.

The amount recognised as revenue is stated inclusive of excise duty & exclusive of Sales Tax /Value Added Tax (VAT), Goods & Service Tax And is net of trade discounts or quantity discounts.

Unbilled revenue is recognised from the end of the last billing cycle to the Balance Sheet date since the related supply of natural gas are performed

The amounts collected towards connection charges from certain domestic customers are "Non-Refundable Charges". Accordingly, the same are recognized as revenue as an when the Company receives the amount from such customers.

The amounts collected from certain domestic customers which includes amount "refundable" in nature. Accordingly, the same are recognized as a liability under the head "Deposit from Customers" in the balance sheet.

Interest income is reported on an accrual basis using the effective interest method.

Dividends Income from investment is recognised at the time the right to receive payment is established.

### 3.9 Borrowing Costs

- (i) The Company is capitalising borrowing costs that are directly attributable to the acquisition or construction of qualifying asset up to the date of commissioning. Qualifying assets are assets that necessarily take a substantial period of time (i.e. twelve months or more) to get ready for their intended use or sale.

Transaction cost in respect of long-term borrowings are amortised over the tenor of respective loan.

- (ii) Other borrowing costs are recognised as an expense in the year in which they are incurred, if any.

### 3.10 Impairment of Property, Plant & Equipment & Intangible Assets and investment in associated

The Company, at each balance sheet date, assesses whether there is any indication of impairment of any asset &/ or cash generating unit. If such indication exists, assets are impaired by comparing carrying amount of each asset &/ or cash generating unit to the recoverable amount being higher of the net selling price or value in use. Value in use is determined from the present value of the estimated future cash flows from the continuing use of the assets.

### 3.11 Inventories

Inventory of Gas (including gas inventory in pipeline & CNG cascades) is valued at lower of cost & net realizable value. Cost is determined on weighted average cost method. Where Cost of inventories includes all other costs incurred in bringing the inventories to their present location and condition and Net



dl



Realisable Value is the estimated selling price in the ordinary course of business, less estimated cost of completion and estimated cost necessary to make the sale. Necessary adjustment for shortage / excess stock is given based on the available evidence and past experience of the company.

Stores, spares & consumables and other inventory items (viz. CNG Kits, etc) are valued at lower of cost & net realizable value. Cost is determined on moving weighted average basis.

### 3.12 Accounting for Income Taxes

Income tax expenses comprises current tax (i.e. amount of tax for the period determined in accordance with the Income Tax Law) & deferred tax charge or credit (reflecting the tax effects of timing differences between accounting income & taxable income for the period). Income tax expenses are recognised in statement of profit or loss except tax expenses related to items recognised directly in reserves (including statement of other comprehensive income) which are recognised with the underlying items.

- (i) The Income Tax expense or credit for the period is the tax payable on the current period's taxable income based on the applicable income tax rate for each jurisdiction adjusted by changes in deferred tax assets & liabilities attributable to temporary differences & to unused tax losses.

The Current Income Tax charge is calculated on the basis of the tax laws enacted or substantively enacted at the end of the reporting period i.e. as per the provisions of the Income Tax Act, 1961, as amended from time to time. Management periodically evaluates positions taken in tax returns with respect to situations in which applicable tax regulation is subject to interpretation. It establishes provisions where appropriate on the basis of amounts expected to be paid to the tax authorities.

Advance Taxes & provisions for current income taxes are presented in the balance sheet after off-setting advance tax paid & income tax provision arising in the same tax jurisdiction for relevant tax paying units & where the Company is able to & intends to settle the asset & liability on a net basis.

- (ii) Deferred Tax is provided in full on temporary difference arising between the tax bases of the assets & liabilities & their carrying amounts in Consolidated Financial Statements at the reporting date. Deferred tax are recognised in respect of deductible temporary differences being the difference between taxable income & accounting income that originate in one period & are capable of reversal in one or more subsequent periods., the carry forward of unused tax losses & the carry forward of unused tax credits.

Deferred Income Tax is determined using tax rates (& laws) that have been enacted or substantially enacted by the end of the reporting period & are expected to apply when the related deferred income tax asset is realised or the deferred income tax liability is settled.

Deferred Tax Assets are recognised for all deductible temporary differences & unused tax losses only if it is probable that future taxable



Handwritten signature or mark.

amounts will be available to utilise those temporary differences & losses.

Deferred Tax Assets & Liabilities are offset when there is a legally enforceable right to offset current tax assets & liabilities & when the deferred tax balances relate to the same taxation authority. Current tax assets & tax liabilities are offset where the Company has a legally enforceable right to offset & intends either to settle on a net basis, or to realise the asset & settle the liability simultaneously.

Current & Deferred Tax is recognised in profit or loss, except to the extent that it relates to items recognised in other comprehensive income or directly in equity. In this case, the tax is also recognised in other comprehensive income or directly in equity, respectively.

Any tax credit available including Minimum Alternative Tax (MAT) under the provision of the Income Tax Act, 1961 is recognised as deferred tax to the extent that it is probable that future taxable profit will be available against which the unused tax credits can be utilised. The said asset is created by way of credit to the statement of profit & loss & shown under the head deferred tax asset.

The carrying amount of deferred tax assets is reviewed at each reporting date & reduced to the extent that it is no longer probable that sufficient taxable profit will be available to allow all or part of the deferred tax asset to be utilised. Unrecognised deferred tax assets are re-assessed at each reporting date & are recognised to the extent that it has become probable that future taxable profits will allow the deferred tax asset to be recovered.

### 3.13 Leases

#### The Company as a lessee

The Company's lease asset classes primarily consist of leases for land and buildings. The Company assesses whether a contract contains a lease, at inception of a initial application date i.e. 1 April 2019. A contract is, or contains, a lease if the contract conveys the right to control the use of an identified asset for a period of time in exchange for consideration. To assess whether a contract conveys the right to control the use of an identified asset, the Company assesses whether: (i) the contract involves the use of an identified asset (ii) the Company has substantially all of the economic benefits from use of the asset through the period of the lease and (iii) the Company has the right to direct the use of the asset.

At the date of initial application of the lease, the Company recognizes a right-of-use (ROU) asset and a corresponding lease liability for all lease arrangements in which it is a lessee, except for leases with a term of 12 months or less (short-term leases) and low value leases. For these short-term and low-value leases, the Company recognizes the lease payments as an operating expense on actual payment basis as and when incurred.

Certain lease arrangements includes the options to extend or terminate the lease before the end of the lease term. ROU assets and lease liabilities includes these options when it is reasonably certain that they will be exercised.



The ROU assets are initially recognized that is equal to lease liabilities on the initial application date, that is arrived based on incremental borrowing rate on the initial application date. They are subsequently measured at cost less accumulated depreciation and impairment losses.

ROU assets are depreciated from the initial application date on a straight-line basis over the shorter of the lease term and useful life of the underlying asset. ROU assets are evaluated for recoverability whenever events or changes in circumstances indicate that their carrying amounts may not be recoverable. For the purpose of impairment testing, the recoverable amount (i.e. the higher of the fair value less cost to sell and the value-in-use) is determined on an individual asset basis unless the asset does not generate cash flows that are largely independent of those from other assets. In such cases, the recoverable amount is determined for the Cash Generating Unit (CGU) to which the asset belongs.

The lease liability is initially measured at amortized cost at the present value of the future lease payments on the date of initial application. The lease payments are discounted using the incremental borrowing rate. Lease liabilities are remeasured with a corresponding adjustment to the related ROU asset if the Company changes its assessment of whether it will exercise an extension or a termination option. Lease liability and ROU assets have been separately presented in the Balance Sheet and lease payments have been classified as financing cash flows.

#### **The Company as a lessor**

Leases for which the Company is a lessor is classified as a finance or operating lease. Whenever the terms of the lease transfer substantially all the risks and rewards of ownership to the lessee, the contract is classified as a finance lease. All other leases are classified as operating leases. When the Company is an intermediate lessor, it accounts for its interests in the head lease and the sublease Consolidatedly. The sublease is classified as a finance or operating lease by reference to the ROU asset arising from the head lease. For operating leases, rental income is recognized on a straight line basis over the term of the relevant lease.

### **3.14 Employee Benefits**

Liabilities for wages & salaries, including leave encashment that are expected to be settled wholly within 12 months after the end of the period in which the employees render the related service are recognised in respect of employees' services up to the end of the reporting & are measured at the amounts expected to be paid when the liabilities are settled. The liabilities are presented as current employee benefit obligations in the balance sheet.

(i) Defined Contribution Plan:

Contribution towards provident fund for eligible employees are accrued in accordance with applicable statutes & deposited with the regulatory provident fund authorities (Government administered provident fund scheme). The Company does not carry any other obligation apart from the monthly contribution.

The Company's contribution is recognised as an expense in the Statement of Profit & Loss during the period in which the employee renders the related service.



(ii) Defined Benefit Plan:

Gratuity liability is a defined benefit obligation and is computed at the end of each financial year on the basis of an actuarial valuation by an actuary appointed for the purpose as per projected unit credit method. The present value of the defined benefit obligation is determined by discounting the estimated future cash outflows by reference to market yields at the end of the reporting period on the government bonds.

The Liability or asset recognised in the balance sheet in respect of defined benefit gratuity plan is the present value of the defined benefit plan obligation at the end of the reporting period less the fair value of the plan assets. The Liabilities with regard to the Gratuity Plan are determined by actuarial valuation, performed by an independent actuary, at each balance sheet date using the projected unit credit method. The present value of the defined benefit obligation denominated in INR is determined by discounting the estimated future cash outflows by reference to the market yields at the reporting period on government bonds that have terms approximating to the terms of the related obligation.

The net interest cost is calculated by applying the discounting rate to the net balance of the defined benefit obligation & the fair value of plan assets. Such costs are included in employee benefit expenses in the statement of Profit & Loss. Re-measurements gains or losses arising from experience adjustments & changes in actuarial assumptions are recognised immediately in the period in which they occur directly in "other comprehensive income" & are included in retained earnings in the statement of changes in equity & in the balance sheet. Re-measurements are not reclassified to profit or loss in subsequent periods.

The Company recognises the following changes in the net defined benefit obligation as an expense in the statement of profit & loss:

- Service costs comprising current service costs, past-service costs, gains & losses on curtailments & non-routine settlements;
- Net interest expense or income.

(iii) Long Term Employee Benefits:

The liability in respect of accrued leave benefits which are expected to be availed or encashed beyond 12 months from the end of the year, is treated as long term employee benefits.

The Company's liability is actuarially determined by qualified actuary at balance sheet date by using the Projected Unit Credit method.

Actuarial losses/ gains are recognized in the Statement of Other Comprehensive Income in the year in which they arise.

### 3.15 Segment Reporting

Operating segments are reported in a manner consistent with the internal reporting provided to the chief operating decision maker. The Company operates in a single segment of natural gas business and relevant disclosure



requirements as per Ind AS 108 "Operating Segments" have been disclosed by the Company under note no 40.

### 3.16 Provisions, Contingent Liabilities & Contingent Assets

Provision is recognised when the Company has a present obligation as a result of past events & it is probable that the outflow of resources will be required to settle the obligation & in respect of which reliable estimates can be made. A disclosure for contingent liability is made when there is a possible obligation that may, but probably will not require an outflow of resources. When there is a possible obligation or a present obligation in respect of which the likelihood of outflow of resources is remote, no provision/ disclosure is made. Contingent assets are not recognised in the financial statement.

Provisions & contingencies are reviewed at each balance sheet date & adjusted to reflect the correct management estimates.

### 3.17 Statement of Cash Flows

Cash flows are reported using the indirect method, whereby profit before tax is adjusted for the effects of transactions of a non-cash nature, any deferrals or accruals of past or future operating cash receipts or payments & item of income or expenses associated with investing or financing cash flows. The cash flows from operating, investing & financing activities of the Company are segregated.

### 3.18 Events occurring after the Reporting Date

Adjusting events (that provides evidence of condition that existed at the balance sheet date) occurring after the balance sheet date are recognized in the Consolidated Financial Statements. Material non adjusting events (that are inductive of conditions that arose subsequent to the balance sheet date) occurring after the balance sheet date that represents material change & commitment affecting the financial position are disclosed in the Directors' Report.

### 3.19 Earnings per Share

Basic earnings per share are calculated by dividing the net profit or loss [excluding other comprehensive income] for the year attributable to equity shareholders by the weighted average number of equity shares outstanding during the year. The weighted average number of equity shares outstanding during the year is adjusted for events such as bonus issue, bonus element in a right issue, shares split & reserve share splits [consolidation of shares] that have changed the number of equity shares outstanding, without a corresponding change in resources. For the purpose of calculating diluted earnings per share, the net profit or loss [excluding other comprehensive income] for the year attributable to equity shareholders & the weighted average number of shares outstanding during the year are adjusted for the effects of all dilutive potential equity shares.

### 3.20 Financial instruments

A financial instrument is any contract that gives rise to a financial asset of one entity and a financial liability or equity instrument of another entity. Financial



+



instruments also include derivative contracts such as foreign exchange forward contracts, cross currency interest rate swaps, interest rate swaps, currency options and embedded derivatives in the host contract.

#### **a. Financial Assets**

##### **Initial recognition and measurement**

All financial assets are recognized initially at fair value (plus transaction costs attributable to the acquisition of the financial assets, in the case of financial assets are not recorded at fair value through profit or loss).

##### **i. Classifications**

The company classifies its financial assets as subsequently measured at either amortized cost or fair value depending on the company's business model for managing the financial assets and the contractual cash flow characteristics of the financial assets.

##### **ii. Business model assessment**

The company assesses the objective of a business model in which an asset is held at a portfolio level because this best reflects the way the business is managed, and information is provided to management.

##### **Assessment whether contractual cash flows are solely payments of principal and interest**

For the purposes of this assessment, 'principal' is defined as the fair value of the financial asset on initial recognition. 'Interest' is defined as consideration for the time value of money and for the credit risk associated with the principal amount outstanding during a period, for other basic lending risks, costs (e.g. liquidity risk and administrative costs), and profit margin.

In assessing whether the contractual cash flows are solely payments of principal and interest, the company considers the contractual terms of the instrument. This includes assessing whether the financial asset contains a contractual term that could change the timing or amount of contractual cash flows such that it would not meet this condition.

##### **Financial Assets at amortised cost**

A financial asset is measured at amortised cost only if both of the following conditions are met:

- It is held within a business model whose objective is to hold assets to collect contractual cash flows.
- the contractual terms of the financial asset represents contractual cash flows that are solely payments of principal and interest.

After initial measurement, such financial assets are subsequently measured at amortised cost using the EIR method. Amortised cost is calculated by considering any discount or premium on acquisition and fees or costs that are an integral part of the EIR. The EIR amortisation is included as finance income in the profit or loss. The losses arising from impairment are recognised in the profit or loss.



### **Financial Assets at Fair Value through Other Comprehensive Income (FVOCI)**

A financial asset is measured at amortized cost only if both of the following conditions are met:

- it is held within a business model whose objective is to hold assets in order to collect contractual cash flows.
- the contractual terms of the financial asset represent contractual cash flows that are solely payments of principal and interest.

On initial recognition, the Company makes an irrevocable election on an instrument-by-instrument basis to present the subsequent changes in fair value in other comprehensive income pertaining to investments in equity instruments, other than equity investment which are held for trading. Subsequently, they are measured at fair value with gains and losses arising from changes in fair value recognised in other comprehensive income and accumulated in the 'Reserve for equity instruments through other comprehensive income'. The cumulative gain or loss is not reclassified to profit or loss on disposal of the investments.

### **Financial Assets at Fair Value through Profit and Loss (FVTPL)**

Investments in equity instruments are classified as at FVTPL, unless the Company irrevocably elects on initial recognition to present subsequent changes in fair value in other comprehensive income for investments in equity instruments which are not held for trading.

Other financial assets are measured at fair value through profit or loss unless it is measured at amortised cost or at fair value through other comprehensive income on initial recognition. The transaction costs directly attributable to the acquisition of financial assets and liabilities at fair value through profit or loss are immediately recognised in statement of the profit and loss.

### **Investment in Subsidiaries, Jointly Controlled Entities and Associates**

Investment in subsidiaries, jointly controlled entities and associates are measured at cost less impairment as per the Ind AS 27 -Separate Financial Statements.

### **Impairment of investments**

The Company reviews its carrying value of investments carried at cost or amortised cost annually, or more frequently when there is indication for impairment. If the recoverable amount is less than its carrying amount, the impairment loss is accounted for.

### **iii. Derecognition of financial assets**

A financial asset (or, where applicable, a part of a financial asset or part of a group of similar financial assets) is primarily derecognized (i.e. removed from the company's balance sheet) when:



- The rights to receive cash flows from the asset have expired, or
- The company has transferred its rights to receive cash flows from the asset or has assumed an obligation to pay the received cash flows in full without material delay to a third party under a 'pass-through' arrangement; and either (a) the company has transferred substantially all the risks and rewards of the asset, or (b) the company has neither transferred nor retained substantially all the risks and rewards of the asset, but has transferred control of the asset.

When the company has transferred its rights to receive cash flows from an asset or has entered into a pass-through arrangement, it evaluates if and to what extent it has retained the risks and rewards of ownership. When it has neither transferred nor retained substantially all of the risks and rewards of the asset, nor transferred control of the asset, the company continues to recognize the transferred asset to the extent of the company's continuing involvement. In that case, the company also recognizes an associated liability. The transferred asset and the associated liability are measured on a basis that reflects the rights and obligations that the company has retained.

Continuing involvement that takes the form of a guarantee over the transferred asset is measured at the lower of the original carrying amount of the asset and the maximum amount of consideration that the company could be required to repay.

On derecognition of a financial asset, the difference between the carrying amount of the asset (or the carrying amount allocated to the portion of the asset derecognised) and the sum of (i) the consideration received (including any new asset obtained less any new liability assumed) and (ii) any cumulative gain or loss that had been recognised in the OCI is recognised in profit or loss.

#### **Impairment of financial assets**

The Company assesses the expected credit losses associated with its assets carried at amortised cost and FVOCI debt instruments on a forward-looking basis. The impairment methodology applied depends on whether there has been a significant increase in credit risk.

With regard to trade receivable, the Company applies the simplified approach as permitted by the Ind AS 109, Financial Instruments, which requires expected lifetime losses to be recognised from the initial recognition of the trade receivables.

For all other financial assets, expected credit losses are measured at an amount equal to the 12 month expected credit losses or at an amount equal to the life time expected credit losses if the credit risk on the financial assets has increased significantly since initial recognition.

### **b. Financial Liabilities**

#### **i. Initial recognition and measurement**

Financial liabilities are classified at initial recognition as financial liabilities at fair value through profit or loss or amortised cost, as appropriate.





All financial liabilities are recognised initially at fair value and in the case of amortised cost, net of directly attributable transaction costs.

## ii. Subsequent measurement

The measurement of financial liabilities depends on their classification, as described below:

### Financial Liabilities measured at amortised cost

After the initial recognition, interest-bearing loans and borrowings are subsequently measured at amortised cost using the EIR method. Gains and losses are recognised in profit or loss when the liabilities are derecognised as well as through the EIR amortisation process.

Amortised cost is calculated by considering any discount or premium on acquisition and fees or costs that are an integral part of the EIR. The EIR amortisation is included as finance costs in the statement of profit and loss.

### Financial liabilities at fair value through profit or loss

Financial liabilities at fair value through profit or loss include financial liabilities held for trading and financial liabilities designated upon initial recognition as at fair value through profit or loss. Financial liabilities are classified as held for trading if they are incurred for the purpose of repurchasing in the near term.

Gains or losses on liabilities held for trading are recognised in the profit or loss.

Financial liabilities designated upon initial recognition at fair value through profit or loss are designated as such at the initial date of recognition, and only if the criteria in the Ind AS 109 are satisfied. For liabilities designated as FVTPL, fair value gains/ losses attributable to changes in own credit risk are recognized in OCI. These gains/ losses are not subsequently transferred to the P&L. However, the Company may transfer the cumulative gain or loss within equity. All the other changes in fair value of such liability are recognised in the statement of profit or loss.

## iii. Derecognition of financial liabilities

The company derecognises a financial liability when its contractual obligations are discharged or cancelled or expire.

## c. Modifications of financial assets and financial liabilities

### Financial assets

If the terms of a financial asset are modified, the company evaluates whether the cash flows of the modified asset are substantially different. If the cash flows are substantially different, then the contractual rights to cash flows from the original financial asset are deemed to have expired. In this case, the original financial asset is derecognised and a new financial asset is recognised at fair value.



If the cash flows of the modified asset carried at amortised cost are not substantially different, then the modification does not result in derecognition of the financial asset. In this case, the company recalculates the gross carrying amount of the financial asset and recognises the amount arising from adjusting the gross carrying amount as a modification gain or loss in profit or loss. If such a modification is carried out because of financial difficulties of the borrower, then the gain or loss is presented together with impairment losses. In other cases, it is presented as interest income. The gain / loss is recognised in other equity in case of transaction with shareholders.

### Financial liabilities

Borrowings and other financial liabilities are initially recognised at fair value (net of transaction costs incurred). Difference between the fair value and the transaction proceeds on initial is recognised as an asset / liability based on the underlying reason for the difference.

Subsequently all financial liabilities are measured at amortised cost using the effective interest rate method. The company derecognises a financial liability when its terms are modified, and the cash flows of the modified liability are substantially different. In this case, a new financial liability based on the modified terms is recognised at fair value. The difference between the carrying amount of the financial liability extinguished and the new financial liability with modified terms is recognised in profit or loss. The gain / loss is recognised in other equity in case of transaction with shareholders.

The Company has computed the Equity component of the Preference Shares considering the terms of the RPS to be non-cumulative and further modified the estimates of future cash flows.

### 3.21 Fair Value Measurements

These Consolidated Financial Statements are prepared under the historical cost convention, except certain financial assets & liabilities measured at fair value (refer accounting policy on financial instruments) as per relevant applicable Ind AS.

Fair value is the price that would be received to sell an asset or paid to transfer a liability in an orderly transaction between market participants at the measurement date. The fair value measurement is based on the presumption that the transaction to sell the asset or transfer the liability takes place either in the principal market for the asset or liability, or in the absence of a principal market, in the most advantageous market for the asset or liability. The principal or the most advantageous market must be accessible to the Company.

Management applies valuation techniques to determine the fair value of financial instruments (where active market quotes are not available) and non-financial assets. This involves developing estimates and assumptions consistent with how market participants would price the instrument. Management bases its assumptions on observable data as far as possible but this is not always available. In that case management uses the best information available. Estimated fair values may vary from the actual prices that would be achieved in an arm's length transaction at the reporting date

The fair value of an asset or a liability is measured using the assumptions that market participants would use when pricing the asset or liability, assuming that market participants act in their economic best interest. A fair value measurement



4



of a non-financial asset takes into account a market participant's ability to generate economic benefits by using the asset in its highest & best use or by selling it to another market participant that would use the asset in its highest & best use.

The Company uses valuation techniques that are appropriate in the circumstances & for which sufficient data are available to measure fair value, maximising the use of relevant observable inputs & minimising the use of unobservable inputs. All assets & liabilities for which fair value is measured or disclosed in the Consolidated Financial Statements are categorized within the fair value hierarchy, described as follows, based on the lowest level input that is significant to the fair value measurement as a whole:

- Level 1 — Quoted (unadjusted) market prices in active markets for identical assets or liabilities
- Level 2 — Valuation techniques for which the lowest level input that is significant to the fair value measurement is directly or indirectly observable
- Level 3 — Valuation techniques for which the lowest level input that is significant to the fair value measurement is unobservable

For assets & liabilities that are recognised in the Consolidated Financial Statements on a recurring basis, the Company determines whether transfers have occurred between Levels in the hierarchy by re-assessing categorisation (based on the lowest level input that is significant to the fair value measurement as a whole) at the end of each reporting period.

**3.22** The previous year numbers have been reclassified wherever necessary. Unless otherwise stated, all amounts are in Million Indian Rupees. Items reflecting as 0.00 denotes value less than Rs. 50,000.



**IRM ENERGY LIMITED****ACCOMPANYING NOTES TO CONSOLIDATED FINANCIAL STATEMENTS****Note 4.1****Property, Plant and Equipment (PPE)****Gross Block**

(Unless otherwise stated, all amounts are in Million Indian Rupees)

Particulars	Freehold Land	Leasehold land	Buildings	Plant and Machinery	Computers and laptops	Furniture & Fixtures	Vehicles	Office Equipments	Total
Balance as on March 31, 2021	17.58	-	144.35	2,322.82	7.32	15.90	2.72	24.19	2,534.87
Addition	4.56	-	7.31	634.31	7.36	2.59	17.96	4.10	678.18
Disposal/Adjustments/ Transfer	-	-	-	-	-	-	-	-	-
Balance as on March 31, 2022	22.14	-	151.66	2,957.13	14.68	18.50	20.67	28.28	3,213.06
Addition	37.60	-	66.27	819.71	6.50	3.37	2.94	13.62	950.03
Disposal/Adjustments/ Transfer	-	-	-	(5.05)	-	-	-	-	(5.05)
Balance as on March 31, 2023	59.74	-	217.94	3,771.79	21.17	21.88	23.61	41.91	4,158.04

**Depreciation and Amortization**

(Unless otherwise stated, all amounts are in Million Indian Rupees)

Particulars	Freehold Land	Leasehold land	Buildings	Plant and Machinery	Computers and laptops	Furniture & Fixtures	Vehicles	Office Equipments	Total
Balance as on March 31, 2021	-	-	10.88	203.50	4.39	2.20	0.13	5.80	226.90
Addition	-	-	5.63	122.25	1.93	1.65	1.74	4.80	137.99
Disposal/Adjustments/ Transfer	-	-	-	-	-	-	-	-	-
Balance as on March 31, 2022	-	-	16.51	325.75	6.31	3.84	1.86	10.60	364.88
Addition	-	-	7.49	159.41	4.48	2.01	4.04	6.97	184.40
Disposal/Adjustments/ Transfer	-	-	-	(1.39)	-	-	-	-	(1.39)
Balance as on March 31, 2023	-	-	24.00	483.78	10.78	5.84	5.90	17.57	547.89

**Net Block**

(Unless otherwise stated, all amounts are in Million Indian Rupees)

Particulars	Freehold Land	Leasehold land	Buildings	Plant and Machinery	Computers and laptops	Furniture & Fixtures	Vehicles	Office Equipments	Total
Balance as on March 31, 2022	22.14	-	135.15	2,631.38	8.36	14.65	18.81	17.68	2,848.18
Balance as on March 31, 2023	59.74	-	193.94	3,288.02	10.39	16.04	17.71	24.33	3,610.15



**IRM ENERGY LIMITED**  
**ACCOMPANYING NOTES TO CONSOLIDATED FINANCIAL STATEMENTS**

**Note 4.2**

**Capital Work-in-Progress (project under construction)**

(Unless otherwise stated, all amounts are in Million Indian Rupees)

Particulars	Amount in CWIP for a period of				Total
	Less than 1 Year	1-2 Years	2-3 Years	More than 3 Years	
Balance as on March 31, 2019	-	-	-	-	160.11
Balance as on March 31, 2022	417.77	79.17	23.67	2.23	522.84
Balance as on March 31, 2023	823.48	81.86	0.17	5.34	910.85

Capital work in progress and current year fixed assets includes borrowing cost capitalised on qualifying assets amounting to Rs. 55.99 million (31st March, 2022: Rs. 23.27 million)

Note : There are no projects as at reporting date which has exceeded cost as compared to its original approved plan. The Company follows practice of seeking approval for annual capital expenditure plan for each of the geographical/project areas.

**Note 4.3**

**Intangible assets**

**Gross Block**

(Unless otherwise stated, all amounts are in Million Indian Rupees)

Particulars	Softwares	Right of Way charges	Total
Balance as on March 31, 2021	10.17	26.85	37.02
Addition	0.37	4.30	4.67
Disposal/Adjustments/ Transfer	-	-	-
Balance as on March 31, 2022	10.54	31.15	41.70
Addition	2.26	13.00	15.25
Disposal/Adjustments/ Transfer	-	-	-
Balance as on March 31, 2023	12.80	44.15	56.95

**Depreciation and Amortization**

(Unless otherwise stated, all amounts are in Million Indian Rupees)

Particulars	Softwares	Right of Way charges	Total
Balance as on March 31, 2021	2.26	8.27	10.53
Addition	1.21	3.41	4.63
Disposal/Adjustments/ Transfer	-	-	-
Balance as on March 31, 2022	3.48	11.68	15.16
Addition	1.30	6.84	8.14
Disposal/Adjustments/ Transfer	-	-	-
Balance as on March 31, 2023	4.77	18.52	23.30

**Net Block**

(Unless otherwise stated, all amounts are in Million Indian Rupees)

Particulars	Softwares	Right of Way charges	Total
Balance as on March 31, 2022	7.06	19.47	26.53
Balance as on March 31, 2023	8.03	25.63	33.65



**IRM ENERGY LIMITED**  
**ACCOMPANYING NOTES TO CONSOLIDATED FINANCIAL STATEMENTS**

**Note 4.4**  
**Right to Use Assets**

**Gross Block**

(Unless otherwise stated, all amounts are in Million Indian Rupees)

Particulars	Right to Use- for Land	Right to Use- for Plant & Machinery	Right to Use- for Building	Total
Balance as on March 31, 2021	60.86	-	27.23	88.09
Addition	-	36.67	29.07	65.74
Disposal/Adjustments/ Transfer	-	-	-	-
Balance as on March 31, 2022	60.86	36.67	56.31	153.84
Addition	48.18	-	1.24	49.43
Disposal/Adjustments/ Transfer	-	-	-	-
Balance as on March 31, 2023	109.04	36.67	57.54	203.25

**Amortization**

(Unless otherwise stated, all amounts are in Million Indian Rupees)

Particulars	Right to Use- for Land	Right to Use- for Plant & Machinery	Right to Use- for Building	Total
Balance as on March 31, 2021	10.78	-	5.85	16.62
Addition	5.47	0.61	1.71	7.78
Disposal/Adjustments/ Transfer	-	-	-	-
Balance as on March 31, 2022	16.24	0.61	7.55	24.41
Addition	7.23	7.45	1.76	16.43
Disposal/Adjustments/ Transfer	-	-	-	-
Balance as on March 31, 2023	23.47	8.06	9.31	40.84

**Net Block**

(Unless otherwise stated, all amounts are in Million Indian Rupees)

Particulars	Right to Use- for Land	Right to Use- for Plant & Machinery	Right to Use- for Building	Total
Balance as on March 31, 2022	44.62	36.05	48.75	129.42
Balance as on March 31, 2023	85.57	28.61	48.23	162.41

**Note 4.5**  
**Intangibles under Development**

(Unless otherwise stated, all amounts are in Million Indian Rupees)

Particulars	Amount in CWIP for a period of			Total
	Less than 1 Year	1-2 Years	2-3 Years More than 3 Years	
Balance as on March 31, 2022	-	1.93	-	1.93
Balance as on March 31, 2023	-	-	-	-



**IRM ENERGY LIMITED**
**ACCOMPANYING NOTES TO CONSOLIDATED FINANCIAL STATEMENTS**

Note No.	Particulars	As at March 31, 2023	As at March 31, 2022
<b>5</b>	<b>Investments</b>		
<b>5A</b>	<b>Non Current</b>		
	(i) Unquoted Investment in Equity Instruments of Joint Control Entity (measured at amortised cost)		
	- 17,21,344 Equity Shares of Rs. 10 each fully paid of Farm Gas Private limited (31st March 2022: 17,21,344)	226.03	163.47
	- 10,50,800 Equity Shares of Rs. 10 each fully paid of Venuka Polymers Private limited (31st March 2022: 10,50,800)	9.54	5.40
	- 50,000 Equity Shares of Rs. 10 each fully paid of Ni-Hon Cylinders Private limited (31st March 2022: Nil)	1.62	1.40
	(ii) Unquoted Investment in Preference Shares of Joint Control Entity (measured at amortised cost)		
	- 44,50,000 Units, 10.50% Cumulative Redeemable Preference Shares of Rs. 10 each fully paid of Farm Gas Private limited (31st March, 2022: 44,50,000)	44.50	44.50
	- 42,10,200 Units 10.50% Cumulative Redeemable Preference Shares of Rs. 10 each fully paid of Venuka Polymers Private Limited (31st March, 2022: 42,10,200)	42.10	42.10
		<b>323.79</b>	<b>256.87</b>
	Aggregate amount of Unquoted Investments	<b>114.82</b>	<b>114.82</b>
	Aggregate increase/(diminution) in the value of Unquoted Investments	<b>208.98</b>	<b>142.05</b>
<b>5B</b>	<b>Current</b>		
	Unquoted Investment in Units of Mutual Fund (Carried at FVTPL)		
	Baroda Business Cycle Fund 50,75,801 units (31st March, 2022: 69,94,635)	49.88	69.46
	Union Flexi Cap Fund 1,46,033 units (31st March, 2022: 1,46,033)	4.71	4.79
	Union Focused Fund 2,37,661 units (31st March, 2022: 2,37,661)	4.08	4.14
	Union Hybrid Equity Fund 12,49,937 units (31st March, 2022: 12,49,937)	15.27	15.49
	Union Large & Midcap Fund 2,57,001 units (31st March, 2022: 2,57,001)	4.07	4.12
	Union Medium Duration Fund 4,48,477 units (31st March, 2022: 4,48,477)	4.90	4.78
	Baroda BNP Paribas Flexi cap fund- Regular plan- Growth 19,99,890 units (31st March, 2022: Nil)	19.33	-
	Baroda BNP Paribas Multi Asset Fund Regular Growth 20,99,885 units (31st March, 2022: Nil)	20.99	-
	Union Corporate Bond Fund Regular Plan Growth 18,16,726 units (31st March, 2022: Nil)	23.40	-
	Union Liquid Fund - Direct -Growth 1,181 units (31st March, 2022: Nil)	2.56	-
	Union liquid Fund Growth 88,882 units (31st March, 2022: Nil)	190.91	-
	Union Overnight Fund Growth 42536 units (31st March, 2022: Nil)	50.01	-
	Union Multi cap- Regular Plan - Growth 2,49,977 units (31st March, 2022: Nil)	2.34	-
	Baroda BNP Paribas Overnight Fund- Regular Plan-Growth 42573.336 units (31st March, 2022: Nil)	50.01	-
	Baroda BNP Paribas Liquid fund - Regular Plan-Growth 39211.650 units (31st March, 2022: Nil)	100.79	-
		<b>543.25</b>	<b>102.78</b>
<b>6</b>	<b>Financial asset- Non-current</b>		
<b>6A</b>	<b>Loans</b>		
	Loans to Related Parties	74.90	74.90
	Employee Loan	1.72	2.52
		<b>76.62</b>	<b>77.42</b>
	<b>Type of Borrower</b>	<b>Amount of Loan</b>	<b>% of Total Loans and Advances</b>
	Joint Control entities	74.90	97.76%
			The Loan is secured against charge on current asset inreceivables and cashflow of the Company. The Loan carries interest of 10.50% p.a. and is repayable in 18 months.
<b>6B</b>	<b>Other financial assets</b>		
	Security Deposits		
	To Related Parties (Unsecured, considered good)	0.44	0.44
	To Others (Unsecured, considered good)	25.60	15.79
	Bank Balances	-	-
	Balance in FDR Accounts*	84.00	166.26
	*The Company has issued Bank Guarantees in favour of PNRB during normal course of business. Such Bank Guarantees are issued by the Banks against Margin Money kept with bank in the form of Fixed Deposits carrying maturity of more than 12 months.	-	-
		<b>110.04</b>	<b>182.49</b>
<b>7</b>	<b>Other non-current assets</b>		
	Capital advances (Unsecured, considered good)- Related Party	0.99	-
	Capital advances (Unsecured, considered good)	330.39	32.07
	Unamortised expenses - Borrowing Cost under EIR	17.46	17.01
	Prepaid Expenses	55.29	39.23
		<b>404.13</b>	<b>88.31</b>
<b>8</b>	<b>Inventories (measured at lower of cost or net realisable value)</b>		
	Natural Gas	9.52	12.02
	Spares and Consumables (For Valuation- Refer note 3.11)	9.77	5.13
		<b>19.29</b>	<b>17.15</b>
<b>9</b>	<b>Current financial assets : Trade receivables</b>		
	Secured, considered good (secured against security deposits)*	288.20	147.06
	Unsecured, considered good (Others)	98.02	80.08
		<b>386.22</b>	<b>227.14</b>




**IRM ENERGY LIMITED**
**ACCOMPANYING NOTES TO CONSOLIDATED FINANCIAL STATEMENTS**

Note No.	Particulars	As at March 31, 2023	As at March 31, 2022
	<b>Trade Receivables Ageing Schedule as on 31.03.2023</b>		
	<b>Particulars</b>	<b>Unbilled</b>	<b>Not Due</b>
		<b>Outstanding for following periods from due date of Payment</b>	
		<b>Less than 6</b>	<b>6 months - 1</b>
		<b>2-3 Years</b>	
	(i) Undisputed Trade receivables – considered good	25.10	243.31
	(ii) Undisputed Trade Receivables – which have significant increase in	-	-
	(iii) Undisputed Trade Receivables – credit impaired	-	-
	(iv) Disputed Trade Receivables– considered good	-	-
	(v) Disputed Trade Receivables – which have significant increase in	-	-
	(vi) Disputed Trade Receivables – credit impaired	-	-
	<b>Trade Receivables Ageing Schedule as on 31.03.2022</b>		
	<b>Particulars</b>	<b>Unbilled</b>	<b>Not Due</b>
		<b>Outstanding for following periods from due date of Payment</b>	
		<b>Less than 6</b>	<b>6 months - 1</b>
		<b>2-3 Years</b>	
	(i) Undisputed Trade receivables – considered good	11.83	178.97
	(ii) Undisputed Trade Receivables – which have significant increase in	-	-
	(iii) Undisputed Trade Receivables – credit impaired	-	-
	(iv) Disputed Trade Receivables– considered good	-	-
	(v) Disputed Trade Receivables – which have significant increase in	-	-
	(vi) Disputed Trade Receivables – credit impaired	-	-
10	<b>Current financial assets</b>		
10A	<b>Cash and cash equivalents</b>		
	(a) Balance with banks		
	Balance in Current Accounts		218.10
	(b) Cash on hand		0.65
10B	<b>Bank balances other than above</b>		
	(a) Margin Money deposits under lien against DSRA, Bank Guarantee and/or Stand By Letter of Credit		766.06
	*The Company has issued Bank Guarantees and Stand-By Letter of Credit(SBLC) to various Govt. agencies and other Suppliers during normal course of business. Such Bank Guarantees and SBLC have been issued against Margin Money kept with bank in the form of Fixed Deposits carrying maturity of between 3 months to 12 months. Further, as per the financing document, the Company has also created Debt Service Reserve Account as Fixed Deposit with the Bank.		405.57
		<b>984.83</b>	<b>997.06</b>
11	<b>Current financial assets : Others</b>		
	Insurance Claim Receivable	-	2.19
	Interest Receivable	18.44	11.47
	Deposit - Current	18.68	11.26
	Imprest amount with Employees	0.76	0.84
		<b>37.88</b>	<b>25.75</b>
12	<b>Other current assets</b>		
	Advance to Suppliers (Unsecured, Considered good)		81.80
	Receivables - Related Parties		82.32
	IPO Expenses*		90.37
	Prepaid Expense		29.17
		<b>283.66</b>	<b>44.17</b>
	*Post the Shareholder's approval dated November 16, 2022, the Company has filed the Draft Red Herring Prospectus (DRHP) on December 14, 2022. The Company received the final observation letter from SEBI on February 21, 2023 and also from the Bombay Stock Exchange and National Stock Exchange on January 27, 2023 and January 30, 2023 respectively. The approval from stock exchanges is communicated to SEBI on January 30, 2023 Considering the same, till the listing date, IPO related expenses are grouped under other current assets		
13	<b>Share capital</b>		
	<b>Authorised :</b>		
	5,00,00,000 Equity Shares of Rs.10/- Each (31st March, 2022: 5,00,00,000)	500.00	500.00
	4,00,00,000 Preference Shares of Rs.10/- Each	400.00	400.00
		<b>900.00</b>	<b>900.00</b>
	<b>Issued, Subscribed and Fully Paid-up Equity Shares :</b>		
	<b>Equity shares</b>		
	3,02,59,677 Equity Shares of Rs.10/- each	302.60	293.70
	(31st March, 2022: 2,93,69,677)		
	<b>Preference shares</b>		
	9% Optionally Convertible Cumulative Preference Shares of Rs. 10/- Each	-	-
	(as at March 31, 2019: Nil shares of Rs. 10/- each) (Refer Note No. 8(ii)(a) below)	-	-
	10% Redeemable Preference Shares 3,49,99,432 shares of Rs. 10/- each	-	-
	(31st March, 2022: 3,49,99,432)	-	-
		<b>302.60</b>	<b>293.70</b>
A	<b>Reconciliation of Equity Shares outstanding at the beginning and at the end of the reporting period</b>		
	<b>Particulars</b>	<b>As at March 31, 2023</b>	<b>As at March 31, 2022</b>
	At the beginning of the period / year		
	- Number of shares	2,93,69,677	2,89,99,471
	- In Rs. Million	293.70	289.99
	Change during the period / year		
	- Number of shares	8,90,000	3,70,206
	- In Rs. Million	8.90	3.70
	At the end of the period / year		
	- Number of shares	3,02,59,677	2,93,69,677
	- In Rs. Million	302.60	293.70
	<b>10% Non Cumulative Redeemable Preference Shares</b>		
	At the beginning of the period / year		
	- Number of shares	3,49,99,432	3,49,99,432
	- In Rs. Million	349.99	349.99
	Change during the period / year		
	- Number of shares	-	-
	- In Rs. Million	-	-
	At the end of the period / year		
	- Number of shares	3,49,99,432	3,49,99,432
	- In Rs. Million	349.99	349.99





**IRM ENERGY LIMITED**
**ACCOMPANYING NOTES TO CONSOLIDATED FINANCIAL STATEMENTS**

Note No.	Particulars	As at March 31, 2023	As at March 31, 2022
<b>B</b>	<b>Details of shareholders holding more than 5% shares in the Company and details of shares held by promoters:</b>		
<b>(i) Equity Shares</b>			
	Cadila Pharmaceuticals Ltd (Promoter)		
	- Number of shares	1,49,78,535	1,49,78,535
	- % Holding	49.50%	51.00%
	- Change during period	-1.50%	-0.35%
	Dr. Rajiv L. Modi (Trustee of IRM Trust) (Promoter)		
	- Number of shares	55,80,238	55,80,238
	- % Holding	18.44%	19.00%
	- Change during period	-0.56%	-0.13%
	Enertech Distribution Management Pvt. Ltd.		
	- Number of shares	86,70,126	86,70,126
	- % Holding	28.65%	29.52%
	- Change during period	-0.87%	0.00%
<b>(ii) 10% Non Cumulative Redeemable Preference Shares</b>			
	Cadila Pharmaceuticals Ltd (Promoter)		
	- Number of shares	3,49,99,432	3,49,99,432
	- % Holding	100.00%	100.00%
	- Change during period	-	-
<b>C</b>	<b>Terms / rights attached to equity shares:</b>		
<b>(i) Equity Shares:</b>			
	The company has only one class of equity shares having par value of Rs. 10 per share. Equity shareholders are entitled to one vote per share held. The dividend provided, if any, by board of directors is subject to approval of shareholders in Annual General Meeting, except, in case of interim dividend. In the event of liquidation of the company, the equity shareholders shall be entitled to proportionate share of their holding in the assets remaining after distribution of all preferential amounts.		
<b>(ii) Redeemable Non- Cumulative Preference Shares (RPS):</b>			
	The preference shares carries redemption period of 10 years from the date of issuance. The dividend provided, if any, by board of directors is subject to approval of shareholders in Annual General Meeting, except, in case of interim dividend. In the event of liquidation of the company, the equity shareholders shall be entitled to proportionate share of their holding in the assets remaining after distribution of all preferential amounts.		
<b>14</b>	<b>Reserves and surplus</b>		
	<b>Other Equity</b>		
	<b>A. Statement of profit and loss</b>		
	Opening balance	1,878.70	633.42
	Add: Reserves at the Beginning of the period of Joint Control Entity, occupied during the year	-	(0.01)
	Add: Transfer from statement of profit and loss	631.46	1,280.28
	Less: Dividend on Equity shares	(14.68)	(35.00)
	Less: Items routed through SOCIE	-	-
	<b>Closing balance</b>	<b>2,495.48</b>	<b>1,878.69</b>
	<b>B. Equity Component of Preference Shares</b>		
	<b>i) OCCPS (Optionally Convertible Cumulative Preference Shares)</b>		
	Opening	0.24	0.24
	Equity Component of OCCPS	-	-
	<b>Closing balance</b>	<b>0.24</b>	<b>0.24</b>
	<b>ii) Non Cumulative Redeemable Preference Shares</b>		
	Opening	210.81	210.81
	Equity Component of non-cumulative redeemable preference shares	-	-
	<b>Closing balance</b>	<b>210.81</b>	<b>210.81</b>
	<b>Closing balance (i+ii)</b>	<b>211.05</b>	<b>211.05</b>
	<b>C. Items of OCI - Remeasurement of the net defined benefit liability/asset, net of tax effect</b>		
	Opening	(0.52)	(0.67)
	Remeasurement of the net defined benefit liability/asset, net of tax effect*	(0.63)	0.15
	<b>Closing balance</b>	<b>(1.15)</b>	<b>(0.52)</b>
	*Remeasurement of defined benefit plans represents actuarial gain and losses and returns on plan assets (excluding interest income).		
	<b>D. Securities Premium</b>		
	Opening Balance	54.28	42.25
	Addition during the year	403.73	12.03
	Less: Transaction cost on issue of share	(1.79)	-
	<b>Closing Balance</b>	<b>456.24</b>	<b>54.28</b>
	<b>Total Reserves</b>	<b>3,161.63</b>	<b>2,143.50</b>
	<b>Notes:</b>		
	i.) Security premium represents the premium received on issue of shares over and above the face value of Equity Shares. Such amount is available for utilization in accordance of the Provisions of the Companies Act, 2013		
	ii.) The portion of profits not distributed among the shareholders are termed as Retained Earnings. The Group may utilize the retained earnings for making investments for future growth and expansion plans or any other purpose as approved by the Board of Directors of the Company.		
<b>15</b>	<b>Non Controlling Interest</b>		
	Non Controlling Interest in SKI Clean Energy Pvt Ltd	0.05	-
		<b>0.05</b>	<b>-</b>
<b>16</b>	<b>Non-current financial liabilities : Borrowings</b>		
<b>16A</b>	<b>Non-Current</b>		
	<b>Secured (carried at amortized cost)</b>		
	Rupee Term loans from banks	1,560.02	1,675.10
	Vehicle Loan	9.79	8.72
	<b>Unsecured</b>		
	Term loans from banks	1,050.00	-
	<b>Preference shares</b>		
	liability component 10% Non cumulative Redeemable Preference Shares of Rs. 10/- each	202.15	183.78
		<b>2,821.96</b>	<b>1,867.60</b>
<b>16B</b>	<b>Current</b>		
	<b>Secured (carried at amortized cost)</b>		
	Rupee Term loans from banks	-	-
	Current Maturities of Rupee Term Loan from Banks	214.80	106.97
	Working Capital Loan from Banks	-	49.98
	Vehicle Loan	1.59	1.37
		<b>216.39</b>	<b>158.32</b>



✦



**IRM ENERGY LIMITED**
**ACCOMPANYING NOTES TO CONSOLIDATED FINANCIAL STATEMENTS**

Note No.	Particulars	As at March 31, 2023	As at March 31, 2022		
(A)	<b>Details of Secured loans</b>				
	<b>From Banks</b>				
	<b>Particulars</b>	<b>Terms of Repayment and Interest rate</b>			
	Rupee Term loan: For project of City Gas Distribution of Banaskantha and Fatehgarh Sahib District (consortium of banks: Union Bank of India and Bank of Baroda)	40 quarterly installments started from July 2021 and interest rate ranges from 1 year MCLR +0.25% to 1 Year MCLR+1.00%			
	Rupee Term loan: For project of City Gas Distribution of Diu and Gir Somnath District (consortium of banks: Bank of Baroda, Union Bank of India and Punjab National Bank)	1st Tranche: 20 quarterly installments from April, 2023 2nd Tranche: 20 quarterly installments from April, 2027 and interest rate ranges from 1 year MCLR +0.20% to 1 Year MCLR+1.00%			
	Unsecured Loan from HDFC Bank Limited: To meet the Capex Requirement of the company	20% of the term Loan is repayable in the Second Year and Balanced 80% of the Term Loan is Repayable in the Third Year and Interest rate applicable is 3 months T - Bill + 1.79%			
	Unsecured Loan from Kotak Bank Limited: To meet the Capex Requirement of the company	Loan shall Be Repaid by way of 8 Equal Installments starting From 15 th Month Following The Month Of First Disbursement and Interest Rate applicable is 3 Month MCLR +2.40%			
	Vehicle Loans (Union Bank of India)	Repayable in 84 Equivalent Monthly Installments and interest rate linked to 3 month EBLR + 0.60%			
(B)	<b>The details of security given for all loans are as under :</b>				
	(i) The Rupee Term Loan is secured as below: -First Charge on movable and immovable assets (both present and future) relating to the specific projects on pari passu basis. -Exclusive charge on DSRA created for the specific project. -First charge on the Trust and Retention Account of the specific project on pari passu basis. -First charge on current assets (incl. cash flows, receivables, etc), both present and future, of the specific projects on pari passu basis.				
	(ii) The Working Capital is secured as below: -Second Charge on movable and immovable assets (both present and future) relating to the specific projects on pari passu basis. -First charge on current assets (incl. cash flows, receivables, etc), both present and future, of the specific projects on pari passu basis				
	(iii) The Vehicle Loans are secured by Charge on Vehicle.				
	(iv) There is no default in repayment of loan and interest thereon as on 31st March 2023, 31 March, 2022.				
	(v) The book value of the fixed assets as on March 31, 2023 charged in favour of the lenders is Rs. 5125.84 million (incl CWIP) (March 31, 2022: Rs. 3777.61 million)				
	(vi) For more security details on bank financing, refer Note - 37				
	(vii) The borrowings obtained by the company and joint controlled and Subsidiary entities from banks have been applied for the purposes for which such loans were taken.				
C	<b>Reconciliation of quarterly returns or statements of current assets filed by the Company with banks or financial institutions</b>				
	<b>Quarter Ended</b>	<b>Particular</b>	<b>As per Statement</b>	<b>As Per Books</b>	<b>Difference</b>
	June, 2022	Closing Stock	13.67	14.47	0.80
		Debtors	355.71	347.29	-8.43
		Creditors	255.83	380.44	124.61
	September, 2022	Closing Stock	15.25	15.25	0.00
		Debtors	468.51	477.05	8.54
		Creditors	240.18	256.84	16.66
	December, 2022	Closing Stock	17.90	17.90	0.00
		Debtors	425.17	416.28	-8.89
		Creditors	83.08	223.27	140.19
	March, 2023	Closing Stock	19.29	19.29	0.00
		Debtors	366.32	366.32	0.00
		Creditors	257.52	264.82	7.30
	The Differences is On Account of Accounting Entry Passed Subsequently to Filing of Stock Statement.				
	Subsequent to year end, Company has submitted the revised statement for all quarters and all figures as per revised statement are in agreement with the books of accounts.				
17	<b>Current financial liabilities : Trade payables</b>				
	<b>Total outstanding dues of micro enterprises and small enterprises:-</b>			1.85	2.43
	Trade Payables : Micro and Small enterprises				
	<b>Total outstanding dues of creditors other than micro enterprises and small enterprises:-</b>			237.72	139.67
	Trade payables - Gas Purchase / Transmission			-	11.02
	Trade payables - Related parties			71.97	97.80
	Trade payables - Others				
				<b>311.54</b>	<b>250.93</b>
	<b>Trade Payables Ageing Schedule as on 31.03.2023</b>				
	<b>Particulars</b>	<b>Not Due</b>	<b>Outstanding for following periods from due date of payment</b>		
			<b>Less than 1 Year</b>	<b>2-3 years</b>	
	(i) MSME	1.85	-	-	
	(ii) Others	309.35	0.34	-	
	(iii) Disputed dues- MSME	-	-	-	
	(iv) Disputed dues- Others	-	-	-	
	<b>Trade Payables Ageing Schedule as on 31.03.2022</b>				
	<b>Particulars</b>	<b>Not Due</b>	<b>Outstanding for following periods from due date of payment</b>		
			<b>Less than 1 Year</b>	<b>2-3 years</b>	
	(i) MSME	2.43	-	-	
	(ii) Others	241.22	7.28	0.01	
	(iii) Disputed dues- MSME	-	-	-	
	(iv) Disputed dues- Others	-	-	-	



<b>IRM ENERGY LIMITED</b>			
<b>ACCOMPANYING NOTES TO CONSOLIDATED FINANCIAL STATEMENTS</b>			
<b>Note No.</b>	<b>Particulars</b>	<b>As at March 31, 2023</b>	<b>As at March 31, 2022</b>
	<b>Disclosure required under micro, small &amp; medium enterprises development act, 2006 (the act) are as follows:</b>		
	(i) Principal amount remaining unpaid to any supplier as at the end of the accounting year	1.85	2.43
	(ii) Interest due thereon remaining unpaid to any supplier as at the end of the accounting year	-	-
	(iii) The amount of interest paid by the company in terms of section 16 of the Micro, Small & Medium Enterprises Development Act, 2006, along with the amount of the payment made to the supplier beyond the appointed Development Act, 2006, along with the amount of the payment made to the supplier beyond the appointed day during the accounting year	-	-
	(iv) The amount of interest due & payable for the period of delay in making payment (which have been paid but beyond the appointed day during the year) but without adding the interest specified under the Micro, Small & Medium Enterprises Development Act, 2006	-	-
	(v) The amount of interest accrued & remaining unpaid at the end of the accounting year	-	-
	(vi) The amount of further interest remaining due & payable even in the succeeding years, until such date when the interest dues above are actually paid to the small enterprise, for the purpose of disallowance of a deductible expenditure under section 23 of the Micro, Small & Medium Enterprises Development Act, 2006	-	-
	Note: Information as required to be disclosed under the Micro, Small and Medium Enterprises Development Act, 2006 has been determined to the extent such parties have been identified on the basis of information available with the Company		
<b>18</b>	<b>Other financial liabilities</b>		
	<b>Non-Current</b>		
	Customer Security Deposit	273.70	195.24
		<b>273.70</b>	<b>195.24</b>
	<b>Current</b>		
	Creditors for Capital Goods	278.59	136.21
	Others payable	182.91	82.94
		<b>461.49</b>	<b>219.15</b>
<b>19</b>	<b>Provisions</b>		
<b>19A</b>	<b>Non-Current</b>		
	Provision for Employee Benefits (refer Note - 31)	13.72	9.35
		<b>13.72</b>	<b>9.35</b>
<b>19B</b>	<b>Current</b>		
	Provision for Employee Benefits (refer Note - 31)	0.58	0.41
		<b>0.58</b>	<b>0.41</b>
<b>20</b>	<b>Current liabilities : Others</b>		
	Payables - Related parties	0.01	-
	Statutory dues payable	20.92	61.41
		<b>20.93</b>	<b>61.41</b>
<b>21</b>	<b>Deferred Tax Liabilities (net)</b>		
	Deferred tax liabilities	185.19	147.12
		<b>185.19</b>	<b>147.12</b>
	<b>The gross movement in the deferred tax account are as follows :</b>		
	Net deferred tax (asset)/ liability at the beginning of the period / year	147.12	93.58
	Deferred Tax Liabilities		
	Depreciation	49.86	69.52
		<b>49.86</b>	<b>69.52</b>
	Deferred Tax Assets		
	Provision for Retirement Benefits	1.14	0.67
	Preliminary Expense	0.01	-
	Lease Liability	10.62	15.31
		<b>11.77</b>	<b>15.98</b>
	<b>Net (a-b)</b>	<b>38.09</b>	<b>53.54</b>
	Net deferred tax asset/ (liability) at the end of the period / year	<b>185.21</b>	<b>147.12</b>
	<b>Particulars</b>	<b>For the year ending March 31, 2023</b>	<b>For the year ending March 31, 2022</b>
<b>22</b>	<b>Revenue from Operations</b>		
	Sale of Goods		
	CNG Sales (Gross of Taxes)	4,722.84	2,967.36
	PNG Sales	5,629.64	2,464.71
	Sale of Services		
	Connection Income	31.71	20.69
	Other Operating Revenues	7.16	8.67
		<b>10,391.35</b>	<b>5,461.43</b>
<b>23</b>	<b>Other Income</b>		
	Gain on remeasurement of financial Assets	0.52	1.08
	Profit on Sale of Asset	0.18	-
	Interest Income	58.86	29.42
		<b>59.56</b>	<b>30.50</b>
<b>24</b>	<b>Purchases of stock-in-trade of natural gas</b>		
	Natural Gas	7,795.27	2,492.27
		<b>7,795.27</b>	<b>2,492.27</b>
<b>25</b>	<b>Changes in Inventories of Natural Gas</b>		
	Changes in inventories of finished goods, stock in trade and work in progress - Natural Gas		
	Inventory at the beginning of the year	12.02	2.06
	Less: Inventory at the end of the year	9.52	12.02
		<b>2.50</b>	<b>(9.96)</b>



<b>IRM ENERGY LIMITED</b>			
<b>ACCOMPANYING NOTES TO CONSOLIDATED FINANCIAL STATEMENTS</b>			
(Unless otherwise stated, all amounts are in Million Indian Rupees)			
<b>Note No.</b>	<b>Particulars</b>	<b>For the year ending March 31, 2023</b>	<b>For the year ending March 31, 2022</b>
26	<b>Employee Benefits Expense</b> Salaries, wages and bonus Company's contribution to provident & other funds Leave Encashment and Gratuity (Refer note 31) Staff welfare expenses	76.93 3.37 3.88 6.65	62.15 2.38 3.02 4.03
		<b>90.83</b>	<b>71.58</b>
27	<b>Finance Costs</b> Interest Cost - On Term Loan - On Working Capital - On Preference Shares - On Finance Lease Liability (refer Note 44) - Others Other Borrowing Cost Bank and Other Finance Charges	121.06 3.91 18.38 14.17 22.12 1.98 47.41	129.47 0.39 16.71 6.99 4.96 1.69 60.56
		<b>229.03</b>	<b>220.75</b>
28	<b>Depreciation and Amortisation expense</b> Depreciation of tangible assets (refer note 4) Amortisation of intangible assets (refer note 4)	184.40 24.56	137.97 12.41
		<b>208.98</b>	<b>150.38</b>
29	<b>Other Expenses</b> Advertisement and Marketing Expenses Business Promotion Expenses Corporate Social Responsibility Expense (refer Note - 39) Consumption of Spares and Consumables Director's Sitting Fees Hire Charges - Vehicle Insurance Cost Foreign Exchange Fluctuation Legal and Professional Charges License Fees Preliminary Expense Managerial Remuneration Power and fuel Rent (refer note 43) Repairs and Maintenance -Buildings -Plant and Machineries Repairs and Maintenance- Others Stamp Duty Expense Security Expense Tender Fees Travelling, Lodging and Boarding Rates and Taxes Miscellaneous expenses	16.70 3.40 15.60 2.79 4.88 293.03 7.80 0.39 18.91 35.10 - 7.32 100.95 9.86 0.10 156.68 3.20 3.98 6.94 - 15.29 3.07 73.10	10.09 1.96 6.03 5.19 2.78 237.20 9.46 - 16.77 63.00 - 20.79 82.82 4.58 0.38 140.12 1.81 1.24 4.90 13.54 9.15 0.18 21.28
		<b>789.90</b>	<b>653.27</b>
	<b>Payments to auditor*</b> For Statutory Audit (Incl GST) For Tax Audit (Incl GST) For Certification & other reimbursements (incl. GST) *Included in Legal and Professional Charges and IPO Expense	1.42 0.29 4.20	1.42 0.46 0.28
30	<b>Tax Expense</b> Corporate Tax Deferred Tax (refer Note - 21)	141.29 38.28	334.50 53.54
		<b>179.57</b>	<b>388.04</b>
30A	<b>Reconciliation of effective tax rate</b>		
	<b>Particulars</b>	<b>For the year ending March 31, 2023</b>	<b>For the year ending March 31, 2022</b>
	Tax using the Company's domestic tax rate	25.17%	25.17%
	Profit/(loss) before tax	744.39	1,523.63
	Tax using Company's Domestic Tax rate	187.36	383.50
	<b>Tax effect of adjustments in calculating taxable Income</b>		
	CSR Expense	3.06	1.52
	Depreciation	(38.26)	(51.75)
	Interest on Current Tax	-	8.30
	Tax Expense of earlier years	-	-
	Other items	(10.87)	(7.06)
	Income Tax Expense reported into Profit and Loss Current Year	141.29	334.50
	<b>Effective tax rate</b>	<b>18.98%</b>	<b>21.95%</b>



**IRM ENERGY LIMITED**  
**ACCOMPANYING NOTES TO CONSOLIDATED FINANCIAL STATEMENTS**

**31 Employee Benefits:**

(i) Short term employee benefits

All employee benefits payable wholly within twelve months of rendering the service are classified as short term employee benefits. Benefits such as Salaries, incentives & allowances, short terms compensated absences, etc., & the expected cost of bonus, ex-gratia are recognised in the year in which the employee renders the related service.

(ii) Long term employee benefits

(a) Gratuity (Unfunded):

The Company provides for gratuity for employees in India as per the Payment of Gratuity Act, 1972. Employees who are in continuous service for a period of 5 years are eligible for gratuity. The amount of gratuity payable on retirement/termination is the employees last drawn basic salary per month computed proportionately for 15 days salary multiplied for the number of years of service. The gratuity plan is an unfunded plan.

(Unless otherwise stated, all amounts are in Million Indian Rupees)

Particulars	For the year ending March 31, 2023	For the year ending March 31, 2022
<b>Table Showing Change in the Present Value of Projected Benefit Obligation:</b>		
Present Value of Benefit Obligation at the Beginning of the Period	5.25	3.85
Interest Cost	0.38	0.27
Current Service Cost	1.45	1.28
(Benefit Paid Directly by the Employer)	(0.07)	-
Actuarial (Gains)/Losses on Obligations - Due to Change in Demographic	-	(0.14)
Actuarial (Gains)/Losses on Obligations - Due to Change in Financial	(0.21)	(0.22)
Actuarial (Gains)/Losses on Obligations - Due to Experience	1.05	0.21
Present Value of Benefit Obligation at the End of the Period	7.85	5.25
<b>Table Showing Change in the Fair Value of Plan Assets:</b>		
Fair Value of Plan Assets at the Beginning of the Period	-	-
Interest Income	-	-
Fair Value of Plan Assets at the End of the Period	-	-
<b>Amount Recognized in the Balance Sheet:</b>		
(Present Value of Benefit Obligation at the end of the Period)	(7.85)	(5.25)
Fair Value of Plan Assets at the end of the Period	-	-
Funded Status (Surplus/ (Deficit))	(7.85)	(5.25)
Net (Liability)/Asset Recognized in the Balance Sheet	(7.85)	(5.25)
<b>Expenses Recognized in the Statement of Profit or Loss for Current Period:</b>		
Current Service Cost	1.45	1.28
Net Interest Cost	0.38	0.27
Expenses Recognized	1.83	1.55
<b>Expenses Recognized in the Other Comprehensive Income (OCI) for</b>		
Actuarial (Gains)/Losses on Obligation for the Period	0.85	(0.15)
Net (Income)/Expense For the Period Recognized in OCI	0.85	(0.15)
<b>Balance Sheet Reconciliation:</b>		
Opening Net Liability	5.25	3.85
Expenses Recognized in Statement of Profit or Loss	1.83	1.55
Expenses Recognized in OCI	0.85	(0.15)
(Benefit Paid Directly by the Employer)	(0.07)	-
Net Liability/(Asset) Recognized in the Balance Sheet	7.85	5.25
<b>Maturity Analysis of the Benefit Payments: From the Employer:</b>		
Projected Benefits Payable in Future Years from the Date of Reporting		
1st Following Year	0.27	0.17
2nd Following Year	0.36	0.21
3rd Following Year	0.41	0.26
4th Following Year	0.45	0.30
5th Following Year	0.49	0.32
Sum of Years 6 To 10	2.57	1.66
Sum of Years 11 & above	21.09	13.83
<b>Sensitivity Analysis:</b>		
Projected Benefit Obligation on Current Assumptions	7.85	5.25
Delta Effect of +1% Change in Rate of Discounting	-87.86%	-60.00%
Delta Effect of -1% Change in Rate of Discounting	106.32%	73.00%
Delta Effect of +1% Change in Rate of Salary Increase	90.22%	65.00%
Delta Effect of -1% Change in Rate of Salary Increase	-82.43%	-58.00%
Delta Effect of +1% Change in Rate of Employee Turnover	0.48%	-2.00%
Delta Effect of -1% Change in Rate of Employee Turnover	-1.60%	2.00%

The sensitivity analysis have been determined based on reasonably possible changes of the respective assumptions occurring at the end of the reporting period, while holding all other assumptions constant.

The sensitivity analysis presented above may not be representative of the actual change in the projected benefit obligation as it is unlikely that the change in assumptions would occur in isolation of one another as some of the assumptions may be correlated.

Furthermore, in presenting the above sensitivity analysis, the present value of the projected benefit obligation has been calculated using the projected unit credit method at the end of the reporting period, which is the same method as applied in calculating the projected benefit obligation as recognised in the balance sheet.



**IRM ENERGY LIMITED**
**ACCOMPANYING NOTES TO CONSOLIDATED FINANCIAL STATEMENTS**
**(b) Leave Encashment (unfunded):**

The employees of the company are entitled to leave as per the leave policy of the company. The liability on account of accumulated leave as on last day of the accounting year is recognised (net of the fair value of plan assets as at the balance sheet date) at present value of the defined obligation at the balance sheet date based on the actuarial valuation carried out by an independent actuary using projected unit credit method.

(Unless otherwise stated, all amounts are in Million Indian Rupees)

Particulars	For the year ending March 31, 2023	For the year ending March 31, 2022
<b>Table Showing Change in the Present Value of Projected Benefit Obligation</b>		
Present Value of Benefit Obligation at the Beginning of the Period	4.51	3.27
Interest Cost	0.33	0.23
Current Service Cost	0.77	0.82
Benefit Paid Directly by the Employer	(0.13)	(0.22)
Actuarial (Gains)/Losses on Obligations - Due to Change in Demographic	-	(0.01)
Actuarial (Gains)/Losses on Obligations - Due to Change in Financial	(0.16)	(0.18)
Actuarial (Gains)/Losses on Obligations - Due to Experience	1.11	0.62
Present Value of Benefit Obligation at the End of the Period	6.42	4.51
<b>Change in the fair value of plan assets:</b>		
Fair Value of Plan Assets at the Beginning of the Period	-	-
Interest Income	-	-
Fair Value of Plan Assets at the End of the Period	-	-
<b>Amount Recognized in the Balance Sheet</b>		
(Present Value of Benefit Obligation at the end of the Period)	(6.42)	(4.51)
Fair Value of Plan Assets at the end of the Period	-	-
Funded Status (Surplus/ (Deficit))	(6.42)	(4.51)
Unrecognized Past Service Cost at the end of the Period	-	-
Net Liability/(Asset) Recognized in the Balance Sheet	(6.42)	(4.51)
<b>Expenses / [Incomes] recognised in the Statement of Profit &amp; Loss:</b>		
Current Service Cost	0.77	0.82
Net Interest Cost	0.33	0.23
Actuarial (Gains)/Losses	0.95	0.43
Expenses Recognized in the Statement of Profit or Loss	2.04	1.47
<b>Balance Sheet Reconciliation:</b>		
Opening Net Liability	4.51	3.27
Expense Recognized in Statement of Profit or Loss	2.04	1.47
Net Liability/(Asset) Transfer In	-	-
Net (Liability)/Asset Transfer Out (Benefit Paid Directly by the Employer)	(0.13)	(0.22)
Net Liability/(Asset) Recognized in the Balance Sheet	6.42	4.51

#The rate of discount is considered based on market yield on Government Bonds having currency & terms in consistence with the currency & terms of the post-employment benefit obligations.

§ The estimates of future salary increases are considered in actuarial valuation, taking into account inflation, seniority, promotion & other relevant factors such as supply & demand in the employment market.

**32 Financial risk management:**

The Company's activities expose it to credit risk, liquidity risk & market risk. This note explains the sources of risk which the entity is exposed to & how the entity manages the risk & the related impact in the Consolidated Financial Statements. The Companies risk management is done in close co-ordination with the board of directors & focuses on actively securing the Companies short, medium & long-term cash flows by minimizing the exposure to volatile financial markets. Long-term financial investments are managed to generate lasting returns. The Company does not actively engage in the trading of financial assets for speculative purposes nor does it write options. The most significant financial risks to which the Company is exposed are described below:

**(i) Credit risk:**

Credit risk arises from the possibility that counter party may not be able to settle their obligations as agreed. The Company is exposed to credit risk from trade receivables, bank deposits & other financial assets.

Bank deposits are placed with reputed banks / financial institutions. Hence, there is no significant credit risk on such fixed deposits.

The Company periodically assesses the financial reliability of the counter party, taking into account the financial condition, current economic trends, & analysis of historical bad debts & ageing of accounts receivable. Individual limits are set accordingly.

The Company trades with recognized & credit worthy third parties. It is the Companies policy that all customers who wish to trade on credit terms are subject to credit verification procedures. In addition, trade receivable balances are monitored on an on-going basis with the result that the Companies exposure to bad debts is not significant.

An impairment analysis is performed at each reporting date on an individual basis for major clients. In addition, a large number of minor receivables are grouped into homogenous groups & assessed for impairment collectively. The calculation is based on exchange losses historical data. Also, the Company does not enter into sales transaction with customers having credit loss history.

There are no significant credit risks with related parties of the Company. Adequate expected credit losses are recognized as per the assessments.

**(ii) Liquidity risk:**

Liquidity risk is defined as the risk that the Company will not be able to settle or meet its obligations on time or at a reasonable price. For the Company, liquidity risk arises from obligations on account of financial liabilities - borrowings, trade payables & other financial liabilities.

The Company's principle sources of liquidity are cash & cash equivalents & the cash flow that is generated from operations. The Company believes that the working capital is sufficient to meet its current requirements. Accordingly, no liquidity risk is perceived. The Company closely monitors its liquidity position & maintains adequate source of funding.

**(iii) Maturities of financial liabilities:**

The tables below analyse the Companies financial liabilities into relevant maturity groupings based on their contractual maturities for all non-derivative financial liabilities. The amounts disclosed in the table are the contractual undiscounted cash flows. Balances due within 12 months equal their carrying balances as the impact of discounting is not significant.



**IRM ENERGY LIMITED**  
**ACCOMPANYING NOTES TO CONSOLIDATED FINANCIAL STATEMENTS**

(Unless otherwise stated, all amounts are in Million Indian Rupees)

As at March 31, 2023	Up to year 1	1-5 years	More than 5 yrs
Borrowings (other than redeemable preference shares)	253.87	2,047.03	535.29
Redeemable preference shares	-	32.89	169.27
Trade payables	311.54	-	-
Lease Liabilities	8.54	35.71	115.00
Other financial liabilities	735.20	-	-
<b>TOTAL</b>	<b>1,309.14</b>	<b>2,115.63</b>	<b>819.56</b>
<b>GRAND TOTAL</b>		<b>4244.33</b>	

(Unless otherwise stated, all amounts are in Million Indian Rupees)

As at March 31, 2022	Up to year 1	1-5 years	More than 5 yrs
Borrowings (other than redeemable preference shares)	158.31	687.79	996.03
Redeemable preference shares	-	29.90	153.88
Trade payables	250.92	-	-
Other financial liabilities	423.24	48.69	59.52
<b>TOTAL</b>	<b>832.47</b>	<b>766.38</b>	<b>1,209.43</b>
<b>GRAND TOTAL</b>		<b>2808.28</b>	

(iv) **Market risk:**

Market risk is the risk that changes in market prices— such as foreign exchange rates, interest rates & equity prices — will affect the Companies income or the value of its holdings of financial instruments.

(v) **Foreign exchange risk:**

The Company is not directly exposed to foreign exchange risk as no direct foreign currency transactions are entered into.

(vi) **Interest Rate Risk:**

Interest rate risk is the risk that the fair value or future cash flows of a financial instrument will fluctuate because of changes in market interest rates. The Companies exposure to the risk of changes in market interest rates relates primarily to the Companies long-term debt obligations with floating interest rates.

The Companies investments in fixed deposits are at fixed interest rates.

The exposure of the Companies borrowing to interest rate changes at the end of the reporting period are as follows:

Particulars		As at March 31, 2023	As at March 31, 2022
Variable rate instruments			
Financial Assets		-	-
Financial Liabilities		2,836.19	1,842.14
Fixed Rate Instruments			
Financial Assets*		186.22	259.48
Financial Liabilities		361.40	300.83
Interest rate variation		Change	Impact
Scenario-1		(+) 0.50%	9.21
Scenario-2		(-) 0.50%	(9.21)

\*Financial Assets excludes Investment in Joint Ventures

**33 Capital Management:**

The company objectives when managing capital are to safeguard their ability to continue as a going concern so that they can continue to provide returns for shareholders & benefits for other stakeholders, & maintain an optimal structure to reduce the cost of capital.

Net Debt = Total term loan borrowings less cash & cash equivalents including current investments

Total 'equity' means share capital issued (Equity Shares & Equity component of Preference Shares) & accumulated reserves.

Particulars	As at March 31, 2023	As at March 31, 2022
Total borrowings (including Liability component of Redeemable Preference Shares)	3,038.35	2,025.91
Less: cash & cash equivalents & Balance with Banks	218.75	591.49
Net debt	2,819.60	1,434.42
Total equity	3,255.59	2,295.17
Net Debt to Equity Ratio	0.87	0.62

**Loan Covenants :**

Under the terms of the major borrowing facilities, the Company is required to comply any 2 of the following financial covenants failing which penal interest as prescribed in the facility agreement shall apply. The Financial Covenants shall be tested at the end of each Fiscal Year based on the certification of the Auditor.

(i) Gross DSCR

(ii) Interest Coverage ratio

(iii) FACR = (Net Property, Plant and Equipment/ Loan Outstanding)

Note: The company has complied with all Loan Covenants for the period ending March 31, 2023 as per Facility Agreement



**IRM ENERGY LIMITED**
**ACCOMPANYING NOTES TO CONSOLIDATED FINANCIAL STATEMENTS**
**34 Disclosure of Interest in Other Entities pursuant to Para B14 of Ind AS 112:**

- (A) The following table summarises the financial information of Entities as included in its own separate financial statements, adjusted for fair value adjustments at acquisition and differences in accounting policies, if any.

(Unless otherwise stated, all amounts are in Million Indian Rupees)

Particulars	Farm Gas	Venuka	Ni-Hon
	Private Limited	Polymers Private Limited	Cylinders Private Limited
Period Ending	31-Mar-23	31-Mar-23	31-Mar-23
Country of Incorporation	India	India	India
% of ownership interest	50%	50%	50%
Current Assets	281.89	304.63	69.62
Non Current Assets	515.46	100.16	22.30
Current Liabilities	175.54	303.76	13.39
Non Current Liabilities	169.62	81.98	75.30
<b>Net assets (100%)</b>	<b>452.17</b>	<b>19.05</b>	<b>3.24</b>
Company's share of net assets	226.09	9.54	1.62
<b>Carrying amount of interest in joint venture</b>			
Revenues	1,054.77	444.90	47.34
Expenses	852.40	406.32	38.79
Depreciation and Amortization	15.84	11.34	-
Interest Income	3.42	0.81	-
Interest Expense	19.82	16.00	7.93
Income Tax Expense	44.89	3.79	0.18
<b>Profit/(loss) from continuing operations</b>	<b>125.24</b>	<b>8.27</b>	<b>0.45</b>
Profit share from Associate Entity	(0.11)	-	-
<b>Consolidated Profit/(loss) from continuing operations</b>	<b>125.13</b>	<b>8.27</b>	<b>0.45</b>
Other Comprehensive Income	(0.01)	(0.02)	-
<b>Total Comprehensive Income</b>	<b>125.12</b>	<b>8.25</b>	<b>0.45</b>
Company's share of profit/ (loss) from continuing operations	62.56	4.13	0.22
Company's share of other comprehensive income	(0.01)	(0.01)	-
<b>Company's share of total comprehensive income</b>	<b>62.56</b>	<b>4.13</b>	<b>0.22</b>
Dividends received by the Company	-	-	-

(Unless otherwise stated, all amounts are in Million Indian Rupees)

Particulars	Farm Gas	Venuka	Ni-Hon
	Private Limited	Polymers Private Limited	Cylinders Private Limited
Period Ending	31-Mar-22	31-Mar-22	31-Mar-22
Country of Incorporation	India	India	India
% of ownership interest	50%	50%	50%
Current Assets	377.22	114.55	79.45
Non Current Assets	369.87	90.12	7.48
Current Liabilities	176.78	104.10	8.83
Non Current Liabilities	243.37	89.77	75.30
<b>Net assets (100%)</b>	<b>326.94</b>	<b>10.80</b>	<b>2.80</b>
Company's share of net assets	163.47	5.40	1.40
<b>Carrying amount of interest in joint venture</b>			
Revenues	621.23	136.06	38.33
Expenses	215.87	127.24	33.97
Depreciation and Amortization	0.11	10.21	-
Interest Income	(2.13)	(0.51)	-
Interest Expense	4.35	12.24	1.87
Income Tax Expense	107.10	(5.12)	0.67
<b>Profit/(loss) from continuing operations</b>	<b>295.93</b>	<b>(8.00)</b>	<b>1.82</b>
Other Comprehensive Income	(0.04)	(0.33)	-
<b>Total Comprehensive Income</b>	<b>295.89</b>	<b>(8.33)</b>	<b>1.82</b>
Company's share of profit/ (loss) from continuing operations	147.97	(4.00)	0.91
Company's share of other comprehensive income	(0.02)	(0.16)	-
<b>Company's share of total comprehensive income</b>	<b>147.94</b>	<b>(4.16)</b>	<b>0.91</b>
Dividends received by the Company	-	-	-





**IRM ENERGY LIMITED**  
**ACCOMPANYING NOTES TO CONSOLIDATED FINANCIAL STATEMENTS**

(B) Additional Information of Net Assets and Share In Profit or Loss Contributed By Various Entities as Recognised Under Schedule III of the Companies Act, 2013

For the year ending March 31, 2023

(Unless otherwise stated, all amounts are in Million Indian Rupees)

Name Of Entity	Net Assets i.e. Total Assets Less Total Liabilities		share In Profit Or Loss		share In Other Comprehensive Income		share In Total Comprehensive Income	
	As % of Consolidated Net Assets	Amount	As % of Consolidated Profit and Loss	Amount	As % of Consolidated Other Comprehensive Income	Amount	As % of Consolidated Net Assets	Amount
<b>Parent Company</b>								
IRM Energy Limited	93.21%	3,255.61	89.44%	564.80	99.54%	(0.63)	89.44%	564.17
<b>Subsidiary Company</b>								
SKI Clean Energy Private Limited	0.00%	0.04	-0.04%	(0.24)	0.00%	-	-0.04%	(0.24)
<b>Joint Venture Entities</b>								
Farm Gas Private Limited	6.47%	226.03	9.91%	62.56	0.84%	(0.01)	9.92%	62.56
Venuka Polymers Private Limited	0.27%	9.54	0.65%	4.13	1.18%	(0.01)	0.65%	4.13
Ni-Hon Cylinders Private Limited	0.05%	1.62	0.04%	0.22	0.00%	-	0.04%	0.22
<b>Total- Joint venture Entities</b>		237.18		66.91		(0.01)		66.91
<b>Gross Total</b>	100.00%	3,492.83	100%	631.46	100%	(0.64)	100%	630.82
CFS Adjustment and Eliminations		(28.56)		-		-		-
<b>Consolidated Net Assets</b>		3,464.27		631.46		(0.64)		630.82

Additional Information of Net Assets and Share In Profit or Loss Contributed By Various Entities as Recognised Under Schedule III of the Companies Act, 2013

For the year ending March 31, 2022

(Unless otherwise stated, all amounts are in Million Indian Rupees)

Name Of Entity	Net Assets i.e. Total Assets Less Total Liabilities		share In Profit Or Loss		share In Other Comprehensive Income		share In Total Comprehensive Income	
	As % of Consolidated Net Assets	Amount	As % of Consolidated Profit and Loss	Amount	As % of Consolidated Other Comprehensive Income	Amount	As % of Consolidated Net Assets	Amount
<b>Parent Company</b>								
IRM Energy Limited	93.09%	2,295.17	88.69%	1,135.59	-518.37%	0.15	88.70%	1,135.74
<b>Subsidiary Company</b>								
SKI Clean Energy Private Limited	-	-	0.00%	-	0.00%	-	0.00%	-
<b>Joint Venture Entities</b>								
Farm Gas Private Limited	6.63%	163.47	11.56%	147.97	71.80%	(0.02)	11.55%	147.94
Venuka Polymers Private Limited	0.22%	5.40	-0.31%	(4.00)	546.57%	(0.16)	-0.32%	(4.16)
Ni-Hon Cylinders Private Limited	0.06%	1.40	0.07%	0.91	0.00%	-	0.07%	0.91
<b>Total- Joint venture Entities</b>		170.27		144.88		(0.18)		144.69
<b>Gross Total</b>	100%	2,465.44	100%	1,280.47	100%	(0.03)	100%	1,280.43
CFS Adjustment and Eliminations		28.24		-		-		-
<b>Consolidated Net Assets</b>		2,437.20		1,280.47		(0.03)		1,280.43

**35 Related Party Disclosures:**

The management has identified the following entities and individuals as related parties of the Company for the purpose of reporting as per Ind AS 24 - Related Party Transactions, which are as under:

(a) Name of the Related party & Nature of the Related Party Relationship:

Sr. No.	Nature	Name of the Person/Entity
i	Holding Company	(i) Cadila Pharmaceuticals Limited (Upto 02.09.2022)
ii	Joint Venture entities	(i) Farm Gas Private Limited (ii) Venuka Polymers Private Limited (iii) Ni-Hon Cylinders Private Limited
iii	Subsidiary Company	(i) SKI Clean Energy Private Limited (w.e.f. 21.09.2022)
iv	Enterprises Significantly Influenced by Directors or their relatives or Key Management Personnel	(i) IRM Private Limited (formerly IRM Limited) (ii) IRM Trust (iii) Mauktika Ventures LLP (iv) N M Sadguru Water and Development Foundation (v) Aspire Disruptive Skill Foundation (vi) Kaka Ba & Kala Budh Public Charitable Trust (vii) Enertech Distribution Management Private Limited (viii) Enertech Fuel Solutions Private Limited (ix) Apollo Hospitals International Limited (x) Sanguine Management Services Private Limited (xi) IRM Enterprises Private Limited (xii) Inverika Bioresearch Private Limited (xiii) Cad Ventures Private Limited
v	Directors	(i) Mr. Maheswar Sahu (Chairman) (ii) Dr. Rajiv I. Modi (Director) (iii) Mr. Amitabha Banerjee (Director) (iv) Mr. Badri Mahapatra (Director)
vi	Key Management Personnel	(i) Mr. Karan Kaushal (CEO) (ii) Mr. Harshal Anjarla (CFO) (iii) Ms. Shikha Jain (CS)



Handwritten signature or initials.

**IRM ENERGY LIMITED**
**ACCOMPANYING NOTES TO CONSOLIDATED FINANCIAL STATEMENTS**

(a) Transactions with related parties (Amt. in Rs. million);

(Unless otherwise stated, all amounts are in Million Indian Rupees)

Sr. No.	Nature of Transaction	Name of the Related Party	For the year ending March 31, 2023	For the year ending March 31, 2022
1	For Goods Procured/ Services Availed/ (Provided)	Cadila Pharmaceuticals Limited	1.99	13.09
		IRM Trust	40.39	66.78
		Farm Gas Private Limited	559.92	-
		Venuka Polymers Private Limited	44.43	60.00
		Enertech Fuel Solutions Private Limited	65.32	-
		Enertech Distribution Management Private	19.77	-
		Inverika Bioresarch Private Limited	0.11	-
		Mauktika Ventures LLP	-	6.73
		Ni Hon Cylinders Pvt. Limited	10.05	-
		Apollo Hospitals International Limited	0.01	0.15
		SKI-Clean Energy Private Limited	0.03	-
		Cad Venture Private Limited	0.01	-
		IRM Private Limited	0.77	0.31
		IRM Trust	2.79	-
2	Dividend- Paid/(received)	Cadila Pharmaceuticals Limited	7.49	35.00
		IRM Trust	4.34	-
		Enertech Distribution Management Private	4.34	-
		Maheswar Sahu	0.07	-
		Karan Kaushal	0.00	-
3	Subscription of Shares (incl. securities premium)	Harshal Anjaria	0.00	-
		Shikha Jain	0.00	-
		Cadila Pharmaceuticals Limited	-	3.72
4	Reimbursement of Expenses [Payable/(Receivable)]	IRM Trust	-	1.39
		Enertech Distribution Management Private Limited	-	4.64
		Maheswar Sahu	-	5.98
		Cadila Pharmaceuticals Limited	0.50	(1.07)
5	Director Sitting Fees	Maheswar Sahu	0.45	0.22
		Venuka Polymers Private Limited	(63.57)	(35.01)
		Mauktika Ventures LLP	(0.21)	(0.21)
		Farm Gas Private Limited	(180.88)	(97.14)
		Ni Hon Cylinders Pvt. Limited	0.90	(0.02)
		SKI-Clean Energy Private Limited	(0.39)	-
		IRM Trust	-	(0.05)
6	Managerial Remuneration	Maheswar Sahu	1.32	0.88
		Badri Mahapatra	0.56	0.36
		Amitabha Banerjee	0.08	-
7	Corporate Social Responsibility Expense	Maheswar Sahu	15.10	4.58
		Kaka Ba & Kala Budh Public Charitable Trust	7.27	3.33
		N M Sadguru Water and Development Foundation	0.60	0.50
8	Donation	Aspire Disruptive Skill Foundation	6.24	2.20
		Aspire Disruptive Skill Foundation	-	0.20
9	Loan Given	Ni Hon Cylinders Pvt. Limited	-	74.90
10	Remuneration	Karan Kaushal	6.86	6.23
		Harshal Anjaria	4.58	4.20
		Shikha Jain	0.94	0.53
		IRM Private Limited	0.06	0.07
11	Outstanding Payables	IRM Trust	-	11.02
		Enertech Fuel Solutions Private Limited	10.49	-
		Maheswar Sahu	0.05	0.09
		Apollo Hospitals International Limited	0.31	0.31
		Mauktika Ventures LLP	0.42	0.42
12	Outstanding Receivables	Ni Hon Cylinders Pvt. Limited	85.69	74.92
		IRM Private Limited	-	-
		Venuka Polymers Private	72.52	25.71
		Cadila Pharmaceuticals Limited	0.05	-
		IRM Trust	0.44	0.44
		Mauktika Ventures LLP	0.21	-
SKI-Clean Energy Private	0.01	-		
Farm Gas Private Limited	15.94	13.51		

\*As per agreement between the company and IRM Trust in Goods/Service, liability to pay license fees is put on suspension w.e.f 1st July 2022.

**36 Earnings Per Share:**

(Unless otherwise stated, all amounts are in Million Indian Rupees)

Sr. No.	Particulars	UOM	For the year ending March 31, 2023	For the year ending March 31, 2022
	<b>Basic EPS</b>			
a	Profit after tax attributable to Equity Shareholders	Rs.	631.46	1,280.28
b	Basic & weighted average number of Equity shares outstanding during the year	Nos.	30.17	29.18
c	Basic earning per share (₹)	Rs.	20.93	43.88
	<b>Diluted EPS</b>			
a	Profit after tax attributable to Equity Shareholders	Rs.	631.46	1,280.28
b	Basic & weighted average number of Equity shares outstanding during the year	Nos.	30.17	29.18
c	Diluted earning per share (₹)	Rs.	20.93	43.88



**IRM ENERGY LIMITED**
**ACCOMPANYING NOTES TO CONSOLIDATED FINANCIAL STATEMENTS**
**37 Contingent Liabilities & Capital Commitment (to the extent not provided for):**
**(A) Contingent Liabilities**

(Unless otherwise stated, all amounts are in Million Indian Rupees)

Sr. No.	Particulars	As at March 31, 2023	As at March 31, 2022
1	Income Tax Liability for A.Y 18-19- Rectification filed pending resolution	0.05	0.05
2	In respect of Corporate Guarantee given by the Company in favour of Banks extending the credit facilities to Joint Control Entities	675.60	507.00
3	In respect of Performance Bank Guarantee (PBG) issued in favour of PNGRB by Banks	1,581.20	1,581.20
	<b>Total</b>	<b>2,256.85</b>	<b>2,088.25</b>

**(B) Capital Commitment**

(Unless otherwise stated, all amounts are in Million Indian Rupees)

Sr. No.	Particulars	As at March 31, 2023	As at March 31, 2022
1	Estimated amount of contracts remaining to be executed on capital account & not provided for (Net of advance)	2,711.87	1,084.05
	<b>Total</b>	<b>2,711.87</b>	<b>1,084.05</b>

**38 The Company has taken limits for issuance of Performance Bank Guarantee (PBG) in favor of PNGRB which is secured as under-**

- First Charge on movable and immovable assets (both present and future) relating to the specific projects on pari passu basis.
- First charge on current assets (incl. cash flows, receivables, etc), both present and future, of the specific projects on pari passu basis.

Further, Cadila Pharmaceuticals Ltd has given corporate guarantee for the limits taken by the company for submission of PBG of Rs. 250 million for the Diu and Gir somanah city gas distribution project.

**39 Corporate Social Responsibility:**

As per Section 135 of the Companies Act, 2013, a Corporate Social Responsibility (CSR) committee has been formed by the Company. The CSR activities of the Company are generally been carried out by making payment contribution to eligible Trusts. The Trusts carry out the CSR activities as specified in Schedule VII to the Companies Act, 2013 on behalf of the Company.

(Unless otherwise stated, all amounts are in Million Indian Rupees)

Sr. No.	Particulars	For the year ending March 31, 2023	For the year ending March 31, 2022
a	Amount required to be spent during the year/period	15.20	6.00
b	Amount of opening unspent CSR expenses spent during the year/period	-	-
c	Amount approved by the Board to be spent during the year/period	16.10	6.03
d	Amount spent during the year/period	16.10	6.03
	i Construction/Acquisition of any assets	-	-
	ii On purposes other than (i) above	16.10	6.03
e	<b>Details related to spent/unspent obligations</b>		
	i Contribution to Public and Charitable Trust	16.10	6.03
	ii Excess Amount carry forward (C-D)	0.90	-

**40 Segment Information**
**a Description of segments and principal activities**

The Company has a single operating segment that is "Sale of Natural Gas". Accordingly, the segment revenue, segment results, segment assets & segment liabilities are reflected in the Restated Consolidated Financial Statements themselves as at & for the period/financial year ended March 31, 2023 and March 31, 2022.

**b Entity wide disclosures**

- Information about products and services: The Company is in a single line of business of "Sale of Natural Gas".
- Geographical Information: The company operates presently in the business of city gas distribution in India. Accordingly, revenue from customers earned and non-current asset are located, in India.
- Information about major customers: In the current year, revenue from none of the external customer individually accounted for more than ten percent of the revenue.

**41 Registration of charges or satisfaction with Registrar of Companies (ROC)**

The Company has registered charge with ROC within statutory time period. There has been no satisfaction of charge filed with ROC.

**42 Details of Benami Property held**

The company does not hold any benami property under the Benami Transactions (Prohibition) Act, 1988 (45 of 1988) and rules made thereunder, hence no proceedings initiated or pending against the company under the said Act and Rules.

**43 Loans and advances granted to specified person**

Except as stated in the notes to accounts and financial statement, there are no other loans or advances granted to specified persons namely promoters, directors, KMPs and related parties

**44 Land, Building and Plant & Machinery on lease for more than 12 months**

The Company has taken Land, Building and Plant & Machinery on Lease for the period of more than 12 Months. The Company has taken other Buildings also on lease for the period of 12 months or less for which the company applies the "Short-term leases" recognition exemptions. Disclosures as per Ind AS 116 - Leases are as follows:

**a Changes in the carrying value of right of use assets**

(Unless otherwise stated, all amounts are in Million Indian Rupees)

Particulars	For the year ending March 31, 2023	For the year ending March 31, 2022
Balance at the beginning of the year	129.42	71.47
Additions	49.43	65.74
Reclassified pursuant to adoption of IndAS 116	-	-
Deletions	-	-
Amortisation	16.43	7.78
<b>Balance at the end of the year</b>	<b>162.42</b>	<b>129.42</b>



**IRM ENERGY LIMITED**  
**ACCOMPANYING NOTES TO CONSOLIDATED FINANCIAL STATEMENTS**

**b Movement of Lease Liabilities**

(Unless otherwise stated, all amounts are in Million Indian Rupees)

Particulars	For the year ending March 31, 2023	For the year ending March 31, 2022
Balance at the beginning of the year	117.07	56.23
Additions	49.43	65.75
Deletions	-	-
Finance cost accrued during the year	14.17	6.99
Payment of lease liabilities	21.41	11.90
<b>Balance at the end of the year</b>	<b>159.25</b>	<b>117.07</b>

**c Contractual maturities of lease liabilities**

(Unless otherwise stated, all amounts are in Million Indian Rupees)

Particulars	For the year ending March 31, 2023	For the year ending March 31, 2022
Less than one year	8.54	8.85
One to five years	35.71	48.69
More than five years	115.00	59.53
<b>Total</b>	<b>159.25</b>	<b>117.07</b>

**d Amount recognized in Statement of Profit and Loss account during the year**

(Unless otherwise stated, all amounts are in Million Indian Rupees)

Particulars	For the year ending March 31, 2023	For the year ending March 31, 2022
Amortisation expense of right of use assets	16.43	7.78
Interest Expense on Lease liabilities	14.17	6.99
Expense related to short term leases	9.86	4.58
<b>Total</b>	<b>40.46</b>	<b>19.35</b>

**e Amount recognized in statement of Cash Flow**

(Unless otherwise stated, all amounts are in Million Indian Rupees)

Particulars	For the year ending March 31, 2023	For the year ending March 31, 2022
Total Cash flow for lease	21.41	11.89
<b>Total</b>	<b>21.41</b>	<b>11.89</b>

**45 Utilisation of borrowed funds, share premium and other funds**

The Company has not received any fund from any person or entity with the understanding that the Company would directly or indirectly lend or invest in other person or entity identified in any manner whatsoever by or on behalf of the funding party (ultimate beneficiary) or provided any guarantee or security or the like on behalf of the ultimate beneficiary.

The Group have not advanced or loaned or invested funds to any other person(s) or entity(ies), including foreign entities (intermediaries) with the understanding that the intermediary shall:

- i directly or indirectly lend or invest in other persons or entities identified in any manner whatsoever by or on behalf of the company (Ultimate Beneficiaries) or
- ii provide any guarantee, security or the like to or on behalf of the Ultimate Beneficiaries

**46 Compliance with number of layers of companies**

The company has complied with the number of layers prescribed under clause (87) of section 2 of the Act read with Companies (Restriction on number of Layers) Rules, 2017

**47 Details of Crypto Currency or Virtual Currency**

The company has not traded or invested in Crypto currency or Virtual Currency during the financial year.

**48 Undisclosed Income**

There is no transaction, which has not been recorded in books of accounts, that has been surrendered or disclosed as income during the year in tax assessments under the Income Tax Act, 1961.

**49 Relationship with struck off companies**

The Company do not have any transactions with companies struck off under section 248 of the Companies Act, 2013 or section 560 of Companies Act, 1956

**50 Willful Defaulter**

The company is not declared as willful defaulter by any bank or financial institution or other lender.

**51 Revaluation of property, Plant and equipment**

The Group has not revalued its property, plant and equipment (including right-of-use assets) or intangible assets or both during year ended 31 march 2023.



**IRM ENERGY LIMITED**  
**ACCOMPANYING NOTES TO CONSOLIDATED FINANCIAL STATEMENTS**

**52 Details regarding Financial Instruments**

(Unless otherwise stated, all amounts are in Million Indian Rupees)

As at 31 March 2023	Financial instruments by category (carrying amount)				Fair value hierarchy (fair value)			
	FVPL	FVOCI	Amortised	Total	Level 1	Level 2	Level 3	Total
<b>Financial assets</b>								
Investment*	543.25	-	-	543.25	543.25	-	-	543.25
Loans	-	-	76.62	76.62	-	-	76.62	76.62
Trade receivables	-	-	386.22	386.22	-	-	386.22	386.22
Cash & cash equivalents	-	-	218.71	218.71	-	-	218.71	218.71
Other Bank Balances	-	-	766.06	766.06	-	-	766.06	766.06
Other financial assets	-	-	147.92	147.92	-	-	147.92	147.92
<b>Total financial assets</b>	<b>543.25</b>	<b>-</b>	<b>1,595.53</b>	<b>2,138.78</b>	<b>-</b>	<b>-</b>	<b>2,138.78</b>	<b>2,138.78</b>
<b>Financial liabilities</b>								
Borrowings	-	-	3,038.34	3,038.34	-	-	3,038.34	3,038.34
Lease Liabilities	-	-	159.25	159.25	-	-	159.25	159.25
Trade payables	-	-	311.54	311.54	-	-	311.54	311.54
Other financial liabilities	-	-	735.20	735.20	-	-	735.20	735.20
<b>Total financial liabilities</b>	<b>-</b>	<b>-</b>	<b>4,244.34</b>	<b>4,244.34</b>	<b>-</b>	<b>-</b>	<b>4,244.34</b>	<b>4,244.34</b>

As at 31 March 2022	Financial instruments by category (carrying amount)				Fair value hierarchy (fair value)			
	FVPL	FVOCI	Amortised	Total	Level 1	Level 2	Level 3	Total
<b>Financial assets</b>								
Investment*	102.78	-	-	102.78	102.78	-	-	102.78
Loans	-	-	77.42	77.42	-	-	77.42	77.42
Trade receivables	-	-	227.13	227.13	-	-	227.13	227.13
Cash & cash equivalents	-	-	591.49	591.49	-	-	591.49	591.49
Other Bank Balances	-	-	405.57	405.57	-	-	405.57	405.57
Other financial assets	-	-	208.25	208.25	-	-	208.25	208.25
<b>Total financial assets</b>	<b>102.78</b>	<b>-</b>	<b>1,509.84</b>	<b>1,612.64</b>	<b>102.78</b>	<b>-</b>	<b>1,509.84</b>	<b>1,612.64</b>
<b>Financial liabilities</b>								
Borrowings	-	-	2,025.91	2,025.91	-	-	2,025.91	2,025.91
Lease Liabilities	-	-	117.06	117.06	-	-	117.06	117.06
Trade payables	-	-	250.93	250.93	-	-	250.93	250.93
Other financial liabilities	-	-	414.39	414.39	-	-	414.39	414.39
<b>Total financial liabilities</b>	<b>-</b>	<b>-</b>	<b>2,808.29</b>	<b>2,808.29</b>	<b>-</b>	<b>-</b>	<b>2,808.29</b>	<b>2,808.29</b>

\*Investment excludes investment in Joint Control Entities

**53 Financial Ratios**

Sr. No	Ratio	Numerator	Denominator	For the year ending March 31, 2023	For the year ending March 31, 2022
1	Current Ratio	Current Assets	Current Liabilities	2.21	1.81
	% change from previous year:			23%	
	Reason for change more than 25%: Not Applicable				
2	Debt-Equity Ratio	Total Debt	Total Equity	0.98	0.88
	% change from previous year:			11%	
	Reason for change more than 25%: Not Applicable				
3	Debt Service Coverage Ratio	Earnings available for debt service = PBT+Depreciation and Amortization + Interest	Debt Service= Interest+Lease Payment+Principal Repayment	3.54	5.43
	% change from previous year:			-35%	
	Reason for change more than 25%: The earnings are decreased due to higher commodity prices and which resulted in to lower Gross Margin				
4	Return on Equity Ratio	Net Profit less Dividend	Average Shareholder's Equity	21%	65%
	% change from previous year:			-69%	
	Reason for change more than 25%: The profits are decreased due to higher commodity prices and which resulted in to lower Gross Margin				
5	Inventory turnover ratio	Sales	Closing Inventory	568.30	431.23
	% change from previous year:			32%	
	Reason for change more than 25%: There is increase in sales due volume as well as Sales Prices				
6	Trade Receivables turnover ratio	Net Credit Sales	Average Accounts Receivable	33.88	32.22
	% change from previous year:			5%	
	Reason for change more than 25%: Not Applicable				
7	Trade payables turnover ratio	Net Credit Purchases	Average Trade Payables	27.72	14.18
	% change from previous year			95%	
	Reason for change more than 25%: Due to increase in Purchase Value				
8	Net capital turnover ratio	Revenue from Operations	Shareholder's Equity	11.14	12.43
	% change from previous year:			-10%	
	Reason for change more than 25%: Not Applicable				
9	Net profit ratio	Net Profit	Sales	6.08%	23.44%
	% change from previous year:			-74%	
	Reason for change more than 25%: The profits are decreased due to higher commodity prices and which resulted in to lower Gross Margin				
10	Return on Capital employed	Earnings before interest and taxes	Capital Employed (Total Assets- Current Liabilities)	9%	30.65%
	% change from previous year:			-72%	
	Reason for change more than 25%: The earnings are decreased due to higher commodity prices and which resulted in to lower Gross Margin				
11	Return on investment (Mutual Fund)			1%	2.48%
	% change from previous year:			-60%	
	Reason for change more than 25%: Due to change in MIM prices of the investments				

See accompanying notes to the financial statements

As per our report of even date

For Mukesh M Shah & Co.  
 Chartered Accountants  
 Firm Registration No: 106625W

Harsh Kejriwal  
 Partner  
 Membership Number : 129670  
 Ahmedabad, Dated : 31st May, 2023



For and on behalf of the Board

M. Sahu  
 Chairman  
 DIN :00034051  
 Harshal Anjaria  
 CFO

Karan Kaushal  
 CEO  
 Shikha Jain  
 Company Secretary

Ahmedabad, Dated : 31st May, 2023